

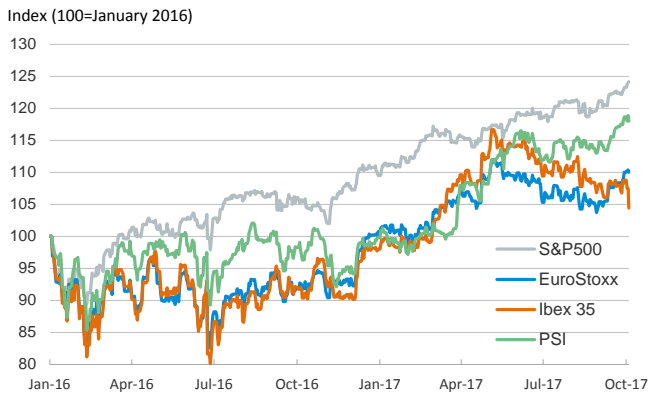
- ▶ International stock and sovereign bonds markets remained relatively unchanged during the last day of the week. In Spain, stock markets stabilized after the tensions generated by the situation in Catalonia.
- ▶ In the US, the unemployment rate declined to 4.2% in September from 4.4% in August and the jobs report showed a relatively stronger increase in hourly wages. In China, the Caixin China composite PMI decreased slightly and reached 51.4 points in September from 52.4 points in the previous month.
- ▶ This week, investors' attention will focus on the minutes from the most recent Federal Reserve meeting due on Wednesday and on the beginning of the earnings season, especially for major US banks.

Interest Rates (%)	10/6	10/5	Daily Change (basis points)	Weekly Change (basis points)	YTD (basis points)	YoY Change (basis points)
<b>Eurozone</b>						
ECB - Official Interest Rate (Refi)	<b>0.00</b>	0.00	0	0	0	0
Eonia	<b>-0.36</b>	-0.36	0	-1	-3	-1
Swap Eonia (10Y)	<b>0.71</b>	0.68	2	0	26	55
3 months (Euribor)	<b>-0.33</b>	-0.33	0	0	-1	-3
12 months (Euribor)	<b>-0.17</b>	-0.17	0	0	-9	-11
Germany - 2-Year Bond	<b>-0.70</b>	-0.70	-1	-1	7	-3
Germany - 10-Year Bond	<b>0.46</b>	0.46	0	-1	25	44
France - 10-Year Bond	<b>0.73</b>	0.73	0	-1	5	42
Italy - 10-Year Bond	<b>2.14</b>	2.14	0	3	33	76
Spain - 10-Year Bond	<b>1.71</b>	1.70	1	11	33	69
Portugal - 10-Year Bond	<b>2.41</b>	2.40	1	3	-135	-117
Risk premium - Spain (10Y)	<b>125</b>	124	1	11	7	26
Risk premium - Portugal (10Y)	<b>196</b>	195	1	3	-160	-160
<b>US</b>						
Fed - Upper Bound	<b>1.25</b>	1.25	0	0	50	75
3 months (Libor)	<b>1.35</b>	1.35	0	2	35	47
12 months (Libor)	<b>1.80</b>	1.80	0	2	11	21
2-Year Bond	<b>1.50</b>	1.49	1	2	31	67
10-Year Bond	<b>2.36</b>	2.35	1	3	-8	64
<b>Stock Markets</b>						
	10/6	10/5	Daily Change (%)	Weekly Change (%)	YTD (%)	YoY Change (%)
CaixaBank	<b>4.08</b> *	4.11*	-0.6	-3.7	30.0	71.2
BPI	<b>1.07</b>	1.07	-0.1	1.2	-5.1	-5.0
Ibex 35	<b>10185.50</b>	10214.70	-0.3	-1.9	8.9	18.1
PSI	<b>2970.76</b>	2997.84	-0.9	-0.8	17.9	22.2
DAX	<b>12955.94</b>	12968.05	-0.1	1.0	12.8	23.5
CAC 40	<b>5359.90</b>	5379.21	-0.4	0.6	10.2	20.4
Eurostoxx50	<b>3603.32</b>	3613.54	-0.3	0.2	9.5	20.1
FTSE 100	<b>7522.87</b>	7507.99	0.2	2.0	5.3	6.8
S&P 500	<b>2549.33</b>	2552.07	-0.1	1.2	13.9	18.4
Nasdaq	<b>6590.18</b>	6585.36	0.1	1.5	22.4	24.5
Nikkei 225	<b>20690.71</b>	20690.71	0.0	1.4	8.2	22.7
MSCI Emerging Index	<b>1103.12</b>	1103.12	0.0	1.9	27.9	20.6
Shanghai	<b>3381.57</b>	3348.94	1.0	1.0	9.0	12.6
VIX Index	<b>9.65</b>	9.19	5.0	1.5	-31.3	-28.4
<b>Currencies</b>						
	10/6	10/5	Daily Change (%)	Weekly Change (%)	YTD (%)	YoY Change (%)
EUR/USD	<b>1.173</b>	1.171	0.2	-0.7	11.5	5.3
EUR/JPY	<b>132.160</b>	132.130	0.0	-0.6	7.5	14.4
EUR/GBP	<b>0.898</b>	0.893	0.6	1.8	5.2	-0.7
EUR/CHF	<b>1.149</b>	1.146	0.2	0.4	7.1	4.9
USD/JPY	<b>112.650</b>	112.820	-0.2	0.1	-3.7	8.7
USD/CNY	<b>6.653</b>	6.653	0.0	0.0	-4.2	-1.0
USD/MXN	<b>18.530</b>	18.496	0.2	1.5	-10.6	-1.9
<b>Commodities</b>						
	10/6	10/5	Daily Change (%)	Weekly Change (%)	YTD (%)	YoY Change (%)
Global Commodities Index	<b>83.9</b>	84.6	-0.8	-0.6	-4.1	-1.7
Brent (US\$/barrel)	<b>55.6</b>	57.0	-2.4	-3.3	-2.1	7.4
Gold (US\$/ounce)	<b>1276.6</b>	1267.4	0.7	-0.3	10.8	2.0
Metal Index	<b>211.8</b>	213.3	-0.7	2.3	20.9	31.4
Agricultural Index	<b>253.8</b>	253.2	0.2	-0.3	-3.4	-3.6

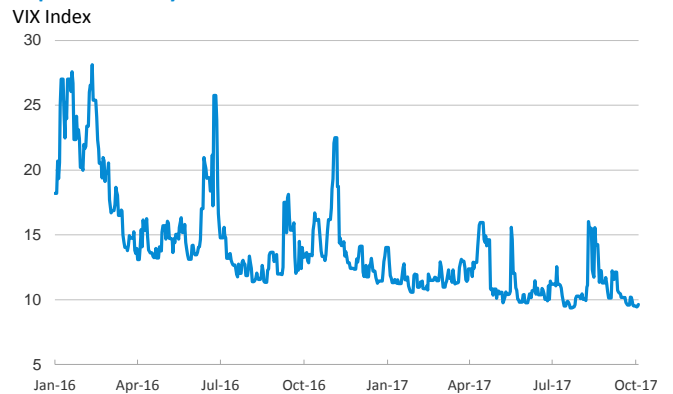
Note (\*): one more day for Asian stock markets

Selected Time Series

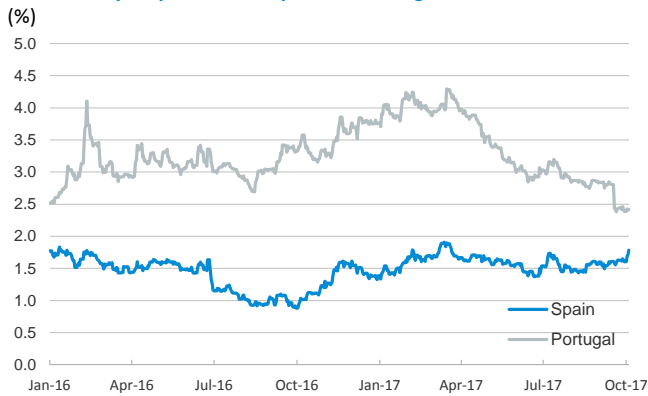
Main advanced stock markets



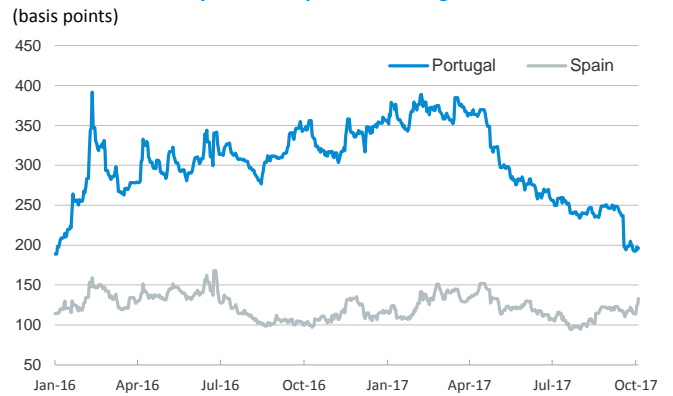
Implied volatility on US stock markets



Yield on 10-year public debt: Spain and Portugal



Risk Premium on 10-year debt: Spain and Portugal



Exchange rate: EUR/USD



Brent oil price



Notice regarding publication of the CaixaBank "Daily Report".

The "Daily Report" is a publication by CaixaBank produced by its Strategic Planning and Research Department that contains information and opinions from sources considered to be reliable. This document is for informative purposes only and CaixaBank is not liable in any way for any use made thereof. The opinions and estimates are those of the Strategic Planning and Research Department and are liable to change without prior notice. These files cannot be totally or partially reproduced, transformed, distributed, disclosed or made available to the public, extracted, re-used, re-sent or used in any other way, by any means or procedure, without the express authorisation of CaixaBank.