

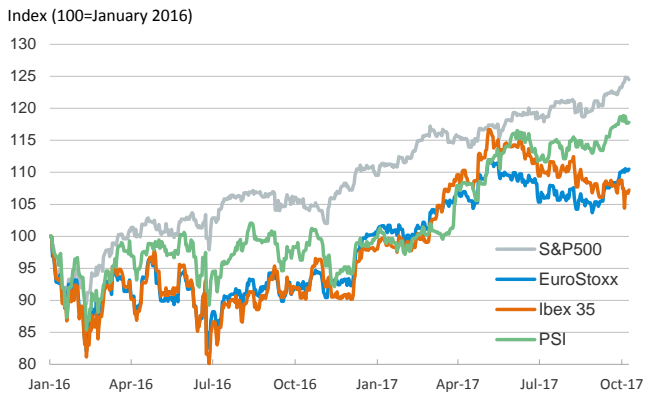
- ▶ US stock markets slipped in a low-volume session in which treasury markets were closed for the Columbus Day holiday. European stocks' advance was led by a rebound in Spain and euro area sovereign bond spreads declined. In the FX market, Turkey's lira depreciated against the dollar (-2.4% on the day, -8.5% cumulated in the last 30 days) amid a diplomatic dispute with the US.
- ▶ The day was light in terms of macroeconomic releases, with German industrial production advancing 4.7% yoy in August.
- ▶ In the oil market, the barrel of Brent was stable and closed at 55.8 dollars.

Interest Rates (%)	10/9	10/6	Daily Change (basis points)	Weekly Change (basis points)	YTD (basis points)	YoY Change (basis points)
Eurozone						
ECB - Official Interest Rate (Refi)	0.00	0.00	0	0	0	0
Eonia	-0.36	-0.36	0	0	-3	-2
Swap Eonia (10Y)	0.68	0.71	-3	-2	24	49
3 months (Euribor)	-0.33	-0.33	0	0	-1	-2
12 months (Euribor)	-0.18	-0.17	0	0	-9	-11
Germany - 2-Year Bond	-0.70	-0.70	0	0	6	-4
Germany - 10-Year Bond	0.44	0.46	-2	-1	24	39
France - 10-Year Bond	0.72	0.73	-2	-2	3	37
Italy - 10-Year Bond	2.11	2.14	-3	-4	30	72
Spain - 10-Year Bond	1.68	1.71	-3	-2	29	65
Portugal - 10-Year Bond	2.41	2.41	-1	-2	-136	-103
Risk premium - Spain (10Y)	123	125	-2	-1	6	26
Risk premium - Portugal (10Y)	196	196	1	-2	-160	-142
US						
Fed - Upper Bound	1.25	1.25	0	0	50	75
3 months (Libor)	1.35	1.35	0	1	35	48
12 months (Libor)	1.80	1.80	0	1	11	21
2-Year Bond	1.50	1.50	0	2	31	67
10-Year Bond	2.36	2.36	0	2	-8	64
Stock Markets	10/9	10/6	Daily Change (%)	Weekly Change (%)	YTD (%)	YoY Change (%)
CaixaBank	4.14 *	4.08*	1.4	2.1	31.8	75.8
BPI	1.06	1.07	-1.2	-0.9	-6.3	-6.0
Ibex 35	10236	10186	0.5	-0.2	9.5	17.6
PSI	2974	2971	0.1	-0.1	18.0	20.9
DAX	12976	12956	0.2	0.6	13.0	22.1
CAC 40	5366	5360	0.1	0.3	10.4	19.3
Eurostoxx50	3611	3603	0.2	0.2	9.7	18.9
FTSE 100	7508	7523	-0.2	0.9	5.1	5.8
S&P 500	2545	2549	-0.2	0.6	13.7	17.6
Nasdaq	6580	6590	-0.2	1.0	22.2	23.5
Nikkei 225	20824	20691	0.6	1.0	8.9	23.5
MSCI Emerging Index	1100	1100	0.0	0.3	27.6	19.8
Shanghai	3373	3374	0.0	0.7	8.7	10.6
VIX Index	10	10	7.0	9.3	-26.4	-23.4
Currencies	10/9	10/6	Daily Change (%)	Weekly Change (%)	YTD (%)	YoY Change (%)
EUR/USD	1.174	1.173	0.1	0.1	11.6	5.8
EUR/JPY	132.30	132.16	0.1	0.0	7.6	15.0
EUR/GBP	0.893	0.898	-0.5	1.1	4.7	-0.7
EUR/CHF	1.150	1.149	0.2	0.6	7.3	5.3
USD/JPY	112.68	112.65	0.0	-0.1	-3.7	8.7
USD/CNY	6.63	6.65	-0.4	-0.4	-4.6	-1.8
USD/MXN	18.67	18.53	0.8	2.4	-9.9	-1.6
Commodities	10/9	10/6	Daily Change (%)	Weekly Change (%)	YTD (%)	YoY Change (%)
Global Commodities Index	84.1	83.9	0.2	0.4	-3.9	-2.9
Brent (US\$/barrel)	55.8	55.6	0.3	-0.6	-1.8	5.1
Gold (US\$/ounce)	1283.9	1276.6	0.6	1.0	11.4	2.3
Metal Index	213.6	211.8	0.8	2.9	21.9	32.4
Agricultural Index	253.0	253.8	-0.3	0.2	-3.7	-4.0

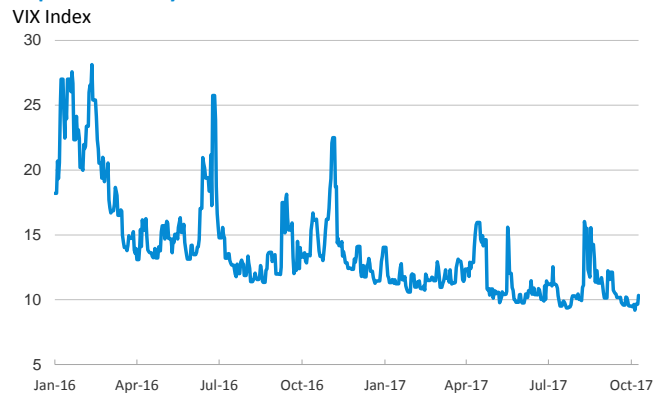
Note (*): one more day for Asian stock markets

Selected Time Series

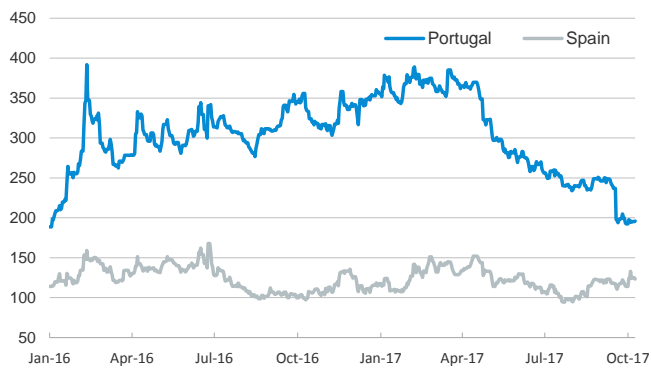
Main advanced stock markets



Implied volatility on US stock markets



Risk Premium on 10-year debt: Spain and Portugal (basis points)



Exchange rate: TRY/USD



Exchange rate: EUR/USD



Brent oil price



Notice regarding publication of the CaixaBank "Daily Report".

The "Daily Report" is a publication by CaixaBank produced by its Strategic Planning and Research Department that contains information and opinions from sources considered to be reliable. This document is for informative purposes only and CaixaBank is not liable in any way for any use made thereof. The opinions and estimates are those of the Strategic Planning and Research Department and are liable to change without prior notice. These files cannot be totally or partially reproduced, transformed, distributed, disclosed or made available to the public, extracted, re-used, re-sent or used in any other way, by any means or procedure, without the express authorisation of CaixaBank.