

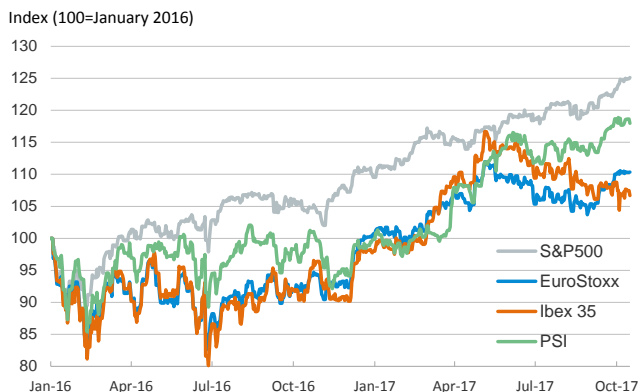
- ▶ Small gains in most of the stock markets with the exception of the Spanish stock market that registered loses due to the tensions regarding the Catalan question.
- ▶ Sovereign yields decreased slightly in Europe while they rebounded in the US. In Spain, the risk premium did not registered changes yesterday and remained at 121 points.
- ▶ The euro remained relatively stable and closed at 1,18 dollars.
- ▶ Brent oil price continued to register solid gains and got close to 58 dollars a barrel.

Interest Rates (%)	10/16	10/13	Daily Change (basis points)	Weekly Change (basis points)	YTD (basis points)	YoY Change (basis points)
Eurozone						
ECB - Official Interest Rate (Refi)	0,00	0,00	0	0	0	0
Eonia	-0,36	-0,36	0	0	-3	-1
Swap Eonia (10Y)	0,63	0,65	-2	-5	19	45
3 months (Euribor)	-0,33	-0,33	0	0	-1	-2
12 months (Euribor)	-0,18	-0,18	0	-1	-10	-11
Germany - 2-Year Bond	-0,74	-0,73	-1	-3	3	-8
Germany - 10-Year Bond	0,37	0,40	-3	-7	16	32
France - 10-Year Bond	0,79	0,82	-3	7	10	45
Italy - 10-Year Bond	2,03	2,08	-5	-8	22	63
Spain - 10-Year Bond	1,58	1,61	-3	-10	20	47
Portugal - 10-Year Bond	2,33	2,33	0	-8	-144	-92
Risk premium - Spain (10Y)	121	121	0	-2	3	15
Risk premium - Portugal (10Y)	196	193	3	0	-160	-124
US						
Fed - Upper Bound	1,25	1,25	0	0	50	75
3 months (Libor)	1,35	1,35	0	-1	35	47
12 months (Libor)	1,81	1,81	0	0	12	23
2-Year Bond	1,54	1,49	5	4	35	73
10-Year Bond	2,30	2,27	3	-6	-14	53
Stock Markets						
	10/16	10/13	Daily Change (%)	Weekly Change (%)	YTD (%)	YoY Change (%)
CaixaBank	3,97 *	4,04*	-1,7	-4,1	26,4	61,7
BPI	1,04	1,05	-1,1	-1,7	-7,9	-7,7
Ibex 35	10181	10258	-0,7	-0,5	8,9	16,5
PSI	2978	2995	-0,6	0,1	18,2	19,6
DAX	13004	12992	0,1	0,2	13,3	23,8
CAC 40	5363	5352	0,2	-0,1	10,3	20,5
Eurostoxx50	3606	3605	0,0	-0,1	9,6	19,9
FTSE 100	7527	7535	-0,1	0,3	5,4	8,3
S&P 500	2558	2553	0,2	0,5	14,2	20,3
Nasdaq	6624	6606	0,3	0,7	23,1	27,4
Nikkei 225	21336	21256	0,4	2,5	11,6	26,2
MSCI Emerging Index	1132	1132	0,0	1,7	31,3	26,5
Shanghai	3376	3378	-0,1	-0,2	8,8	11,0
VIX Index	10	10	3,1	-4,1	-29,4	-38,9
Currencies						
	10/16	10/13	Daily Change (%)	Weekly Change (%)	YTD (%)	YoY Change (%)
EUR/USD	1,180	1,182	-0,2	0,5	12,2	6,9
EUR/JPY	132,35	132,21	0,1	0,0	7,6	15,4
EUR/GBP	0,890	0,890	0,0	-0,4	4,3	-1,7
EUR/CHF	1,151	1,152	-0,1	0,0	7,3	5,8
USD/JPY	112,19	111,82	0,3	-0,4	-4,1	8,0
USD/CNY	6,59	6,58	0,2	-0,5	-5,1	-1,8
USD/MXN	19,03	18,91	0,6	1,9	-8,2	1,3
Commodities						
	10/16	10/13	Daily Change (%)	Weekly Change (%)	YTD (%)	YoY Change (%)
Global Commodities Index	86,0	85,9	0,1	2,3	-1,7	-0,8
Brent (US\$/barrel)	57,8	57,2	1,1	3,6	1,8	12,2
Gold (US\$/ounce)	1295,1	1304,6	-0,7	0,9	12,4	2,8
Metal Index	220,9	217,6	1,5	3,4	26,1	38,3
Agricultural Index	255,2	257,6	-0,9	0,8	-2,9	-5,6

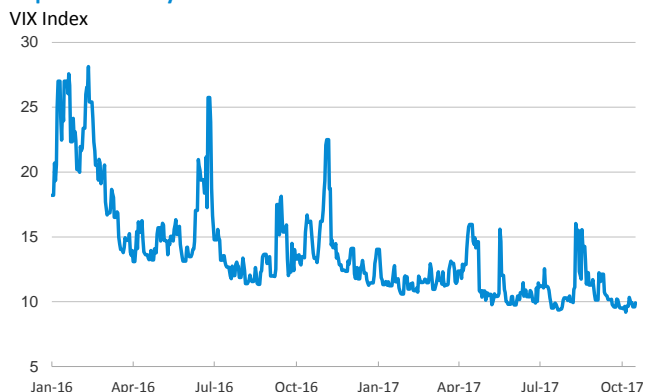
Note (*): one more day for Asian stock markets

Selected Time Series

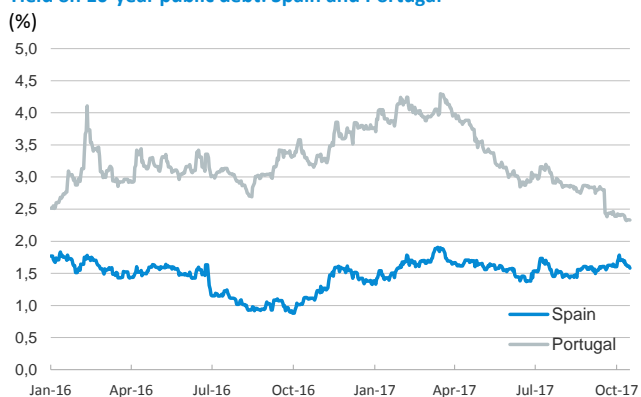
Main advanced stock markets



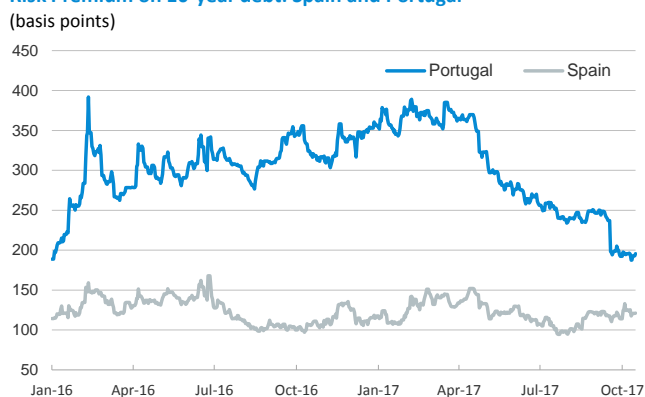
Implied volatility on US stock markets



Yield on 10-year public debt: Spain and Portugal



Risk Premium on 10-year debt: Spain and Portugal



Exchange rate: EUR/USD



Brent oil price



Notice regarding publication of the CaixaBank "Daily Report".

The "Daily Report" is a publication by CaixaBank produced by its Strategic Planning and Research Department that contains information and opinions from sources considered to be reliable. This document is for informative purposes only and CaixaBank is not liable in any way for any use made thereof. The opinions and estimates are those of the Strategic Planning and Research Department and are liable to change without prior notice. These files cannot be totally or partially reproduced, transformed, distributed, disclosed or made available to the public, extracted, re-used, re-sent or used in any other way, by any means or procedure, without the express authorisation of CaixaBank.