

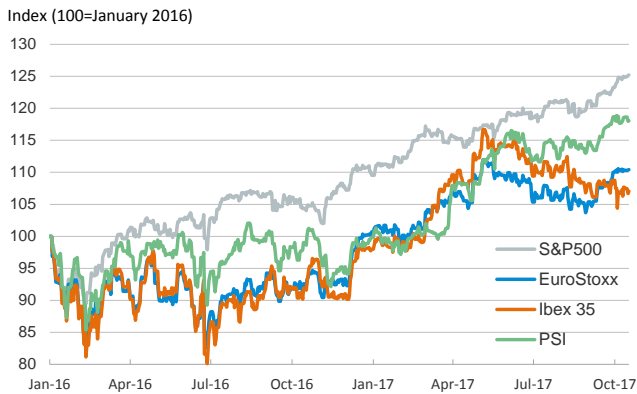
- ▶ Investors remained relatively cautious with small gains in most of the developed stock markets and slight decrease in European sovereign yields.
- ▶ In Asia, stock market remained relatively stable as the Communist Party Congress started in China.
- ▶ In the US, Industrial production increased 0,3% MoM in September after decreasing 0,7% in August. In Germany, the ZEW economic sentiment survey showed a slightly decrease in the index at 87 points in October from 87.9 points in October.
- ▶ Finally, the dollar appreciated slightly against the euro that closed under 1.18 dollars.

Interest Rates (%)	10/17	10/16	Daily Change (basis points)	Weekly Change (basis points)	YTD (basis points)	YoY Change (basis points)
Eurozone						
ECB - Official Interest Rate (Refi)	0,00	0,00	0	0	0	0
Eonia	-0,36	-0,36	0	0	-3	-1
Swap Eonia (10Y)	0,62	0,63	-1	-7	18	45
3 months (Euribor)	-0,33	-0,33	0	0	-1	-2
12 months (Euribor)	-0,18	-0,18	0	0	-10	-11
Germany - 2-Year Bond	-0,73	-0,74	1	-3	4	-6
Germany - 10-Year Bond	0,37	0,37	-1	-8	16	33
France - 10-Year Bond	0,78	0,79	-1	6	9	46
Italy - 10-Year Bond	1,99	2,03	-4	-13	18	61
Spain - 10-Year Bond	1,55	1,58	-3	-15	16	45
Portugal - 10-Year Bond	2,32	2,33	-1	-7	-144	-92
Risk premium - Spain (10Y)	118	121	-3	-7	1	12
Risk premium - Portugal (10Y)	196	196	0	1	-160	-125
US						
Fed - Upper Bound	1,25	1,25	0	0	50	75
3 months (Libor)	1,35	1,35	0	-1	35	47
12 months (Libor)	1,81	1,81	0	0	12	24
2-Year Bond	1,55	1,54	1	4	36	75
10-Year Bond	2,30	2,30	0	-6	-14	56
Stock Markets						
	10/17	10/16	Daily Change (%)	Weekly Change (%)	YTD (%)	YoY Change (%)
CaixaBank	3,95 *	3,97*	-0,5	-2,4	25,8	57,4
BPI	1,04	1,04	0,2	-1,2	-7,7	-7,4
Ibex 35	10217	10181	0,3	0,7	9,2	15,2
PSI	2980	2978	0,1	-0,1	18,2	17,9
DAX	12995	13004	-0,1	0,4	13,2	22,2
CAC 40	5361	5363	0,0	0,0	10,3	18,9
Eurostoxx50	3608	3606	0,0	0,2	9,6	18,4
FTSE 100	7516	7527	-0,1	-0,3	5,2	7,4
S&P 500	2559	2558	0,1	0,3	14,3	19,6
Nasdaq	6624	6624	0,0	0,6	23,0	26,3
Nikkei 225	21363	21336	0,1	2,3	11,8	25,9
MSCI Emerging Index	1126	1126	0,0	0,7	30,5	23,9
Shanghai	3379	3372	0,2	-0,3	8,9	9,6
VIX Index	10	10	4,0	2,3	-26,6	-32,5
Currencies						
	10/17	10/16	Daily Change (%)	Weekly Change (%)	YTD (%)	YoY Change (%)
EUR/USD	1,177	1,180	-0,3	-0,4	11,9	7,1
EUR/JPY	132,02	132,35	-0,2	-0,6	7,4	15,9
EUR/GBP	0,892	0,890	0,2	-0,3	4,5	0,0
EUR/CHF	1,151	1,151	0,0	0,0	7,4	5,9
USD/JPY	112,20	112,19	0,0	-0,2	-4,1	8,2
USD/CNY	6,62	6,59	0,5	0,7	-4,6	-1,8
USD/MXN	18,79	19,03	-1,3	-0,2	-9,3	0,8
Commodities						
	10/17	10/16	Daily Change (%)	Weekly Change (%)	YTD (%)	YoY Change (%)
Global Commodities Index	85,5	86,0	-0,6	0,8	-2,3	-1,3
Brent (US\$/barrel)	57,9	57,8	0,1	2,2	1,9	12,6
Gold (US\$/ounce)	1284,6	1295,1	-0,8	-0,3	11,5	1,7
Metal Index	218,3	220,9	-1,2	1,6	24,6	37,2
Agricultural Index	254,3	255,2	-0,4	0,4	-3,2	-6,9

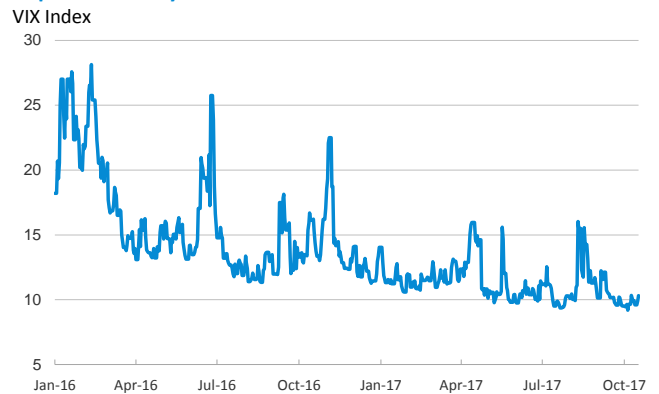
Note (*): one more day for Asian stock markets

Selected Time Series

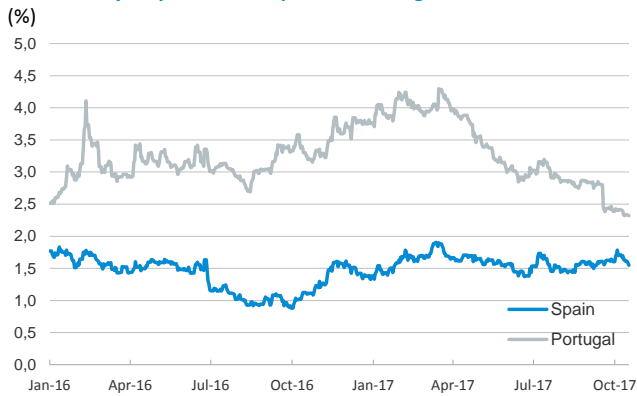
Main advanced stock markets



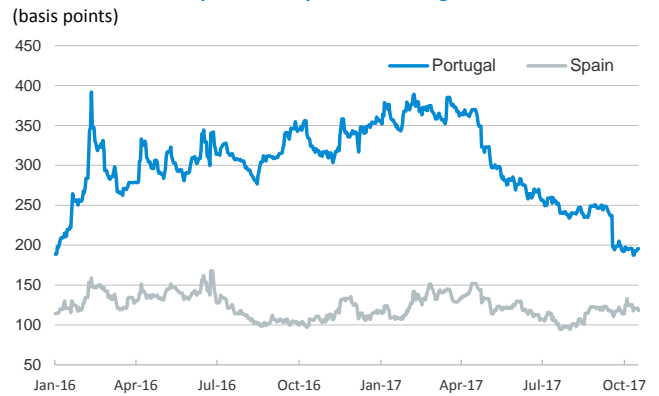
Implied volatility on US stock markets



Yield on 10-year public debt: Spain and Portugal



Risk Premium on 10-year debt: Spain and Portugal



Exchange rate: EUR/USD



Brent oil price



Notice regarding publication of the CaixaBank "Daily Report".

The "Daily Report" is a publication by CaixaBank produced by its Strategic Planning and Research Department that contains information and opinions from sources considered to be reliable. This document is for informative purposes only and CaixaBank is not liable in any way for any use made thereof. The opinions and estimates are those of the Strategic Planning and Research Department and are liable to change without prior notice. These files cannot be totally or partially reproduced, transformed, distributed, disclosed or made available to the public, extracted, re-used, re-sent or used in any other way, by any means or procedure, without the express authorisation of CaixaBank.