

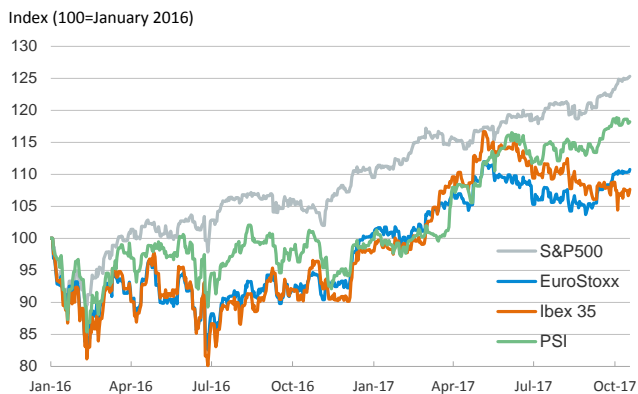
- ▶ Developed stock markets registered reasonable gains as the earning season started on a the right foot, especially in the US. On the sovereign debt market, the Spanish risk premium increased slightly above 120 points as the deadline to give up claims to independence ends today.
- ▶ In China, the GDP growth remained strong during the thirrd quarter at 6.8% year-on-year (2Q2017: 6.9% yoy) and industrial production increased at a faster pace in September with a 6.6% gain (August: 6.0%)
- ▶ On the oil market, US inventories decreased for a fourth consecutive week after the spike observed in the aftermath of the hurricanes that affected refineries in the south of the country. The Brent price increased above 58\$ a barrel.

Interest Rates (%)	10/18	10/17	Daily Change (basis points)	Weekly Change (basis points)	YTD (basis points)	YoY Change (basis points)
Eurozone						
ECB - Official Interest Rate (Refi)	0,00	0,00	0	0	0	0
Eonia	-0,36	-0,36	0	0	-3	-1
Swap Eonia (10Y)	0,65	0,62	3	-5	20	48
3 months (Euribor)	-0,33	-0,33	0	0	-1	-2
12 months (Euribor)	-0,18	-0,18	0	0	-10	-11
Germany - 2-Year Bond	-0,72	-0,73	1	-3	4	-6
Germany - 10-Year Bond	0,40	0,37	3	-7	19	37
France - 10-Year Bond	0,81	0,78	3	-8	12	50
Italy - 10-Year Bond	2,04	1,99	4	-12	22	65
Spain - 10-Year Bond	1,62	1,55	7	-2	24	51
Portugal - 10-Year Bond	2,35	2,32	2	1	-142	-85
Risk premium - Spain (10Y)	122	118	4	5	5	14
Risk premium - Portugal (10Y)	195	196	-1	8	-161	-122
US						
Fed - Upper Bound	1,25	1,25	0	0	50	75
3 months (Libor)	1,36	1,36	0	0	36	48
12 months (Libor)	1,82	1,82	0	1	13	26
2-Year Bond	1,56	1,55	1	4	37	77
10-Year Bond	2,35	2,30	5	0	-9	61
Stock Markets	10/18	10/17	Daily Change (%)	Weekly Change (%)	YTD (%)	YoY Change (%)
CaixaBank	3,95 *	3,95	-0,1	-2,8	25,6	55,7
BPI	1,04	1,04	-0,6	-1,2	-8,2	-8,1
Ibex 35	10273	10217	0,6	0,0	9,9	14,8
PSI	2984	2980	0,1	-0,3	18,4	16,9
DAX	13043	12995	0,4	0,6	13,6	22,5
CAC 40	5384	5361	0,4	0,4	10,7	19,1
Eurostoxx50	3620	3608	0,3	0,3	10,0	18,4
FTSE 100	7543	7516	0,4	0,1	5,6	7,4
S&P 500	2561	2559	0,1	0,2	14,4	19,4
Nasdaq	6624	6624	0,0	0,3	23,1	26,3
Nikkei 225	21449	21363	0,4	2,4	12,2	26,2
MSCI Emerging Index	1127	1127	0,0	0,5	30,7	23,4
Shanghai	3362	3382	-0,6	-0,7	8,3	8,9
VIX Index	10	10	-2,3	2,2	-28,3	-30,1
Currencies	10/18	10/17	Daily Change (%)	Weekly Change (%)	YTD (%)	YoY Change (%)
EUR/USD	1,179	1,177	0,2	-0,6	12,1	7,6
EUR/JPY	133,12	132,02	0,8	-0,2	8,3	17,6
EUR/GBP	0,893	0,892	0,1	-0,5	4,6	0,1
EUR/CHF	1,157	1,151	0,5	0,2	7,9	6,6
USD/JPY	112,94	112,20	0,7	0,4	-3,4	9,3
USD/CNY	6,63	6,62	0,1	0,6	-4,6	-1,6
USD/MXN	18,86	18,79	0,4	0,8	-9,0	1,9
Commodities	10/18	10/17	Daily Change (%)	Weekly Change (%)	YTD (%)	YoY Change (%)
Global Commodities Index	85,3	85,5	-0,2	0,6	-2,5	-1,7
Brent (US\$/barrel)	58,2	57,9	0,5	2,1	2,3	10,4
Gold (US\$/ounce)	1281,1	1284,6	-0,3	-0,8	11,2	0,8
Metal Index	217,4	218,3	-0,4	1,2	24,1	36,8
Agricultural Index	253,5	254,3	-0,3	0,6	-3,5	-6,9

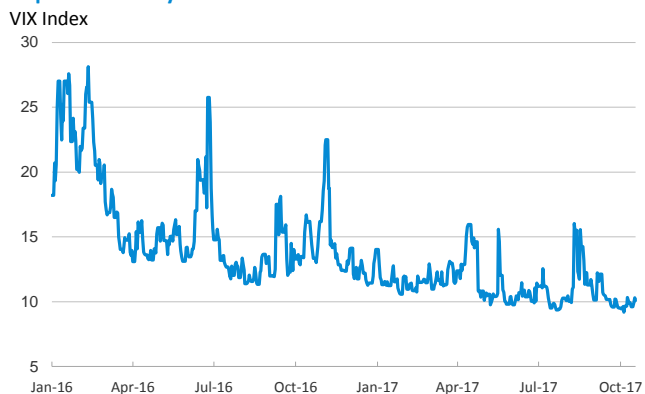
Note (*): one more day for Asian stock markets

Selected Time Series

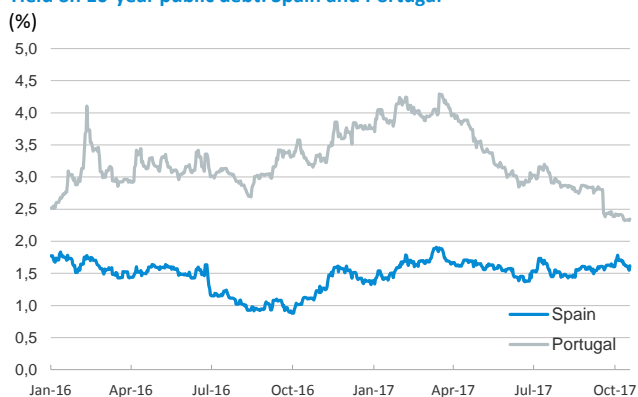
Main advanced stock markets



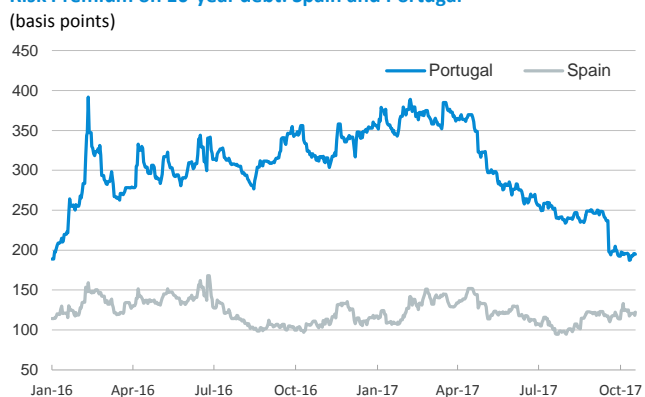
Implied volatility on US stock markets



Yield on 10-year public debt: Spain and Portugal



Risk Premium on 10-year debt: Spain and Portugal



Exchange rate: EUR/USD



Brent oil price



Notice regarding publication of the CaixaBank "Daily Report".

The "Daily Report" is a publication by CaixaBank produced by its Strategic Planning and Research Department that contains information and opinions from sources considered to be reliable. This document is for informative purposes only and CaixaBank is not liable in any way for any use made thereof. The opinions and estimates are those of the Strategic Planning and Research Department and are liable to change without prior notice. These files cannot be totally or partially reproduced, transformed, distributed, disclosed or made available to the public, extracted, re-used, re-sent or used in any other way, by any means or procedure, without the express authorisation of CaixaBank.