

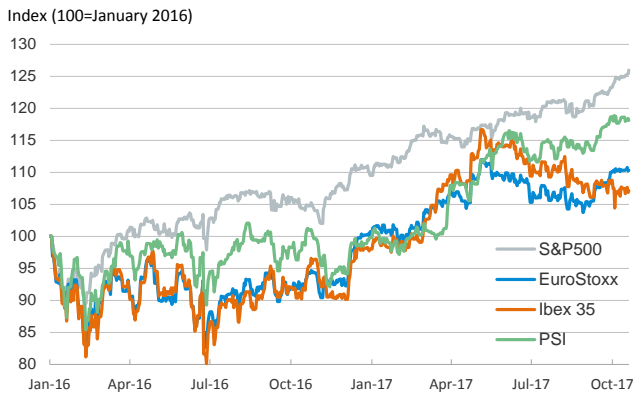
- ▶ Last week, markets closed on a relative stable note with slight rebounds in sovereign debt yields and relative stability in most of the developed stock markets.
- ▶ In Japan, the Prime Minister Shinzo Abe won the election hold on Sunday.
- ▶ Oil price continued to increase as OPEC achieved record compliance to cuts in September and the organization said all options are open on rebalancing.
- ▶ This week, investors will mainly focus on corporate results and data on US GDP that will be published on Friday. Also on Thursday, the ECB hold its policy meeting.

Interest Rates (%)	10/20	10/19	Daily Change (basis points)	Weekly Change (basis points)	YTD (basis points)	YoY Change (basis points)
Eurozone						
ECB - Official Interest Rate (Refi)	0,00	0,00	0	0	0	0
Eonia	-0,36	-0,36	0	0	-3	-1
Swap Eonia (10Y)	0,69	0,65	3	3	24	54
3 months (Euribor)	-0,33	-0,33	0	0	-1	-2
12 months (Euribor)	-0,18	-0,18	0	0	-10	-11
Germany - 2-Year Bond	-0,72	-0,73	1	1	5	-6
Germany - 10-Year Bond	0,45	0,40	6	5	24	45
France - 10-Year Bond	0,86	0,81	5	5	18	58
Italy - 10-Year Bond	2,04	2,02	1	-4	23	67
Spain - 10-Year Bond	1,66	1,64	3	5	28	55
Portugal - 10-Year Bond	2,31	2,31	0	-3	-146	-88
Risk premium - Spain (10Y)	121	124	-3	0	4	10
Risk premium - Portugal (10Y)	186	191	-6	-7	-170	-133
US						
Fed - Upper Bound	1,25	1,25	0	0	50	75
3 months (Libor)	1,36	1,36	0	1	36	48
12 months (Libor)	1,83	1,83	0	2	14	26
2-Year Bond	1,58	1,53	5	9	39	76
10-Year Bond	2,38	2,32	6	11	-6	65
Stock Markets						
	10/20	10/19	Daily Change (%)	Weekly Change (%)	YTD (%)	YoY Change (%)
CaixaBank	3,86*	3,89*	-0,7	-4,5	22,9	47,8
BPI	1,06	1,05	1,0	0,6	-6,3	-6,4
Ibex 35	10223	10198	0,2	-0,3	9,3	12,3
PSI	2982	2989	-0,2	-0,4	18,3	17,0
DAX	12991	12990	0,0	0,0	13,2	21,3
CAC 40	5372	5368	0,1	0,4	10,5	18,4
Eurostoxx50	3605	3602	0,1	0,0	9,6	17,1
FTSE 100	7523	7523	0,0	-0,2	5,3	7,2
S&P 500	2575	2562	0,5	0,9	15,0	20,3
Nasdaq	6629	6605	0,4	0,4	23,1	26,1
Nikkei 225	21697	21458	1,1	2,1	13,5	26,3
MSCI Emerging Index	1120	1120	0,0	-1,1	29,9	22,9
Shanghai	3380	3379	0,0	0,0	8,9	9,3
VIX Index	10	10	-0,8	3,7	-29,0	-25,3
Currencies						
	10/20	10/19	Daily Change (%)	Weekly Change (%)	YTD (%)	YoY Change (%)
EUR/USD	1,178	1,185	-0,6	-0,3	12,0	8,2
EUR/JPY	133,77	133,38	0,3	1,2	8,8	18,1
EUR/GBP	0,893	0,901	-0,8	0,4	4,6	0,2
EUR/CHF	1,160	1,157	0,3	0,7	8,2	7,1
USD/JPY	113,52	112,54	0,9	1,5	-2,9	9,2
USD/CNY	6,62	6,61	0,1	0,6	-4,7	-2,1
USD/MXN	19,00	18,80	1,0	0,5	-8,3	2,3
Commodities						
	10/20	10/19	Daily Change (%)	Weekly Change (%)	YTD (%)	YoY Change (%)
Global Commodities Index	85,3	85,4	-0,1	-0,7	-2,6	-0,8
Brent (US\$/barrel)	57,8	57,2	0,9	1,0	1,6	11,8
Gold (US\$/ounce)	1280,5	1290,1	-0,7	-1,8	11,1	0,8
Metal Index	217,4	218,1	-0,3	-0,1	24,1	38,2
Agricultural Index	252,1	254,6	-1,0	-2,1	-4,1	-6,8

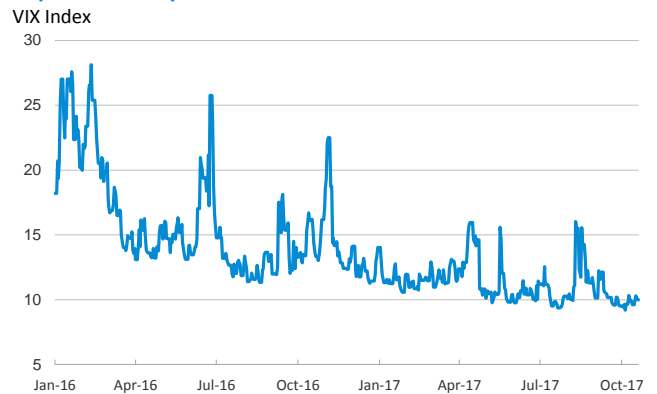
Note (*): one more day for Asian stock markets

Selected Time Series

Main advanced stock markets



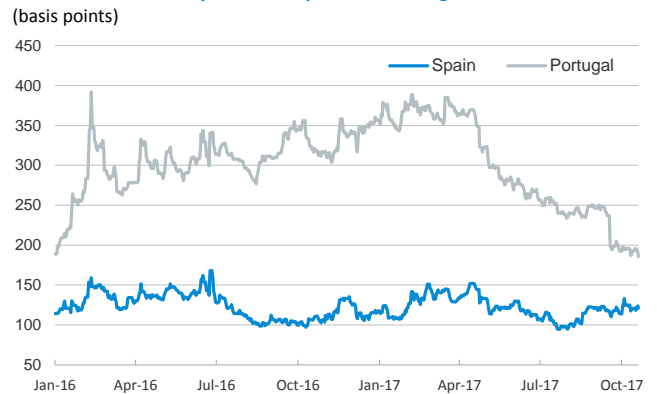
Implied volatility on US stock markets



Yield on 10-year public debt: Spain and Portugal



Risk Premium on 10-year debt: Spain and Portugal



Exchange rate: EUR/USD



Brent oil price



Notice regarding publication of the CaixaBank "Daily Report".

The "Daily Report" is a publication by CaixaBank produced by its Strategic Planning and Research Department that contains information and opinions from sources considered to be reliable. This document is for informative purposes only and CaixaBank is not liable in any way for any use made thereof. The opinions and estimates are those of the Strategic Planning and Research Department and are liable to change without prior notice. These files cannot be totally or partially reproduced, transformed, distributed, disclosed or made available to the public, extracted, re-used, re-sent or used in any other way, by any means or procedure, without the express authorisation of CaixaBank.