

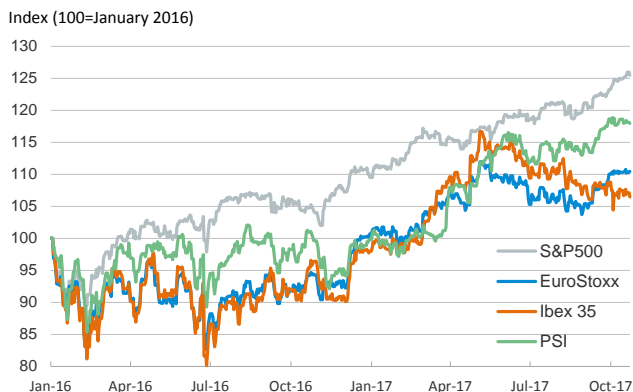
- ▶ Market participants remained relatively cautious as the publication of earnings reports will intensify in the coming days. U.S. stocks declined slightly while most of the European indices were up. In Japan, the Nikkei registered a strong increase and reached its highest level since 1996.
- ▶ Sovereign bond yields remained relatively unchanged with exception of long term yields in Spain and Italy that registered slight decreases.
- ▶ In the U.S. Donald Trump said he is "very, very close" to announcing his Fed Chair nominee. According to the recent declarations, he is considering John Taylor and Jerome Powel and he indicated Fed Chair Janet Yellen remains in the running for renomination.

Interest Rates (%)	10/23	10/20	Daily Change (basis points)	Weekly Change (basis points)	YTD (basis points)	YoY Change (basis points)
<b>Eurozone</b>						
ECB - Official Interest Rate (Refi)	<b>0,00</b>	0,00	0	0	0	0
Eonia	<b>-0,36</b>	-0,36	0	0	-3	-1
Swap Eonia (10Y)	<b>0,68</b>	0,69	-1	4	23	51
3 months (Euribor)	<b>-0,33</b>	-0,33	0	0	-1	-2
12 months (Euribor)	<b>-0,18</b>	-0,18	0	0	-10	-11
Germany - 2-Year Bond	<b>-0,73</b>	-0,72	-1	1	4	-7
Germany - 10-Year Bond	<b>0,43</b>	0,45	-2	6	22	41
France - 10-Year Bond	<b>0,84</b>	0,86	-2	5	16	54
Italy - 10-Year Bond	<b>2,00</b>	2,04	-4	-3	19	61
Spain - 10-Year Bond	<b>1,63</b>	1,66	-4	5	24	52
Portugal - 10-Year Bond	<b>2,29</b>	2,31	-2	-4	-148	-86
Risk premium - Spain (10Y)	<b>120</b>	121	-2	-2	2	11
Risk premium - Portugal (10Y)	<b>186</b>	186	0	-10	-170	-127
<b>US</b>						
Fed - Upper Bound	<b>1,25</b>	1,25	0	0	50	75
3 months (Libor)	<b>1,36</b>	1,36	0	1	36	48
12 months (Libor)	<b>1,83</b>	1,83	0	2	14	26
2-Year Bond	<b>1,56</b>	1,58	-2	2	37	72
10-Year Bond	<b>2,37</b>	2,38	-1	7	-7	61
<b>Stock Markets</b>						
	10/23	10/20	Daily Change (%)	Weekly Change (%)	YTD (%)	YoY Change (%)
CaixaBank	<b>3,83</b> *	3,86*	-0,8	-3,5	22,0	40,0
BPI	<b>1,08</b>	1,06	2,1	3,8	-4,3	-4,2
Ibex 35	<b>10161</b>	10223	-0,6	-0,2	8,7	10,3
PSI	<b>2978</b>	2982	-0,1	0,0	18,2	16,7
DAX	<b>13003</b>	12991	0,1	0,0	13,3	20,8
CAC 40	<b>5387</b>	5372	0,3	0,4	10,8	18,3
Eurostoxx50	<b>3609</b>	3605	0,1	0,1	9,7	16,6
FTSE 100	<b>7524</b>	7523	0,0	0,0	5,3	7,7
S&P 500	<b>2565</b>	2575	-0,4	0,3	14,6	19,2
Nasdaq	<b>6587</b>	6629	-0,6	-0,6	22,4	24,0
Nikkei 225	<b>21805</b>	21697	0,5	2,2	14,1	26,5
MSCI Emerging Index	<b>1116</b>	1116	0,0	-0,9	29,4	21,5
Shanghai	<b>3385</b>	3381	0,1	0,4	9,1	8,1
VIX Index	<b>11</b>	10	11,0	11,7	-21,2	-15,0
<b>Currencies</b>						
	10/23	10/20	Daily Change (%)	Weekly Change (%)	YTD (%)	YoY Change (%)
EUR/USD	<b>1,175</b>	1,178	-0,3	-0,4	11,7	8,1
EUR/JPY	<b>133,28</b>	133,77	-0,4	0,7	8,4	17,8
EUR/GBP	<b>0,890</b>	0,893	-0,3	0,0	4,3	0,1
EUR/CHF	<b>1,157</b>	1,160	-0,3	0,6	7,9	7,2
USD/JPY	<b>113,43</b>	113,52	-0,1	1,1	-3,0	9,0
USD/CNY	<b>6,64</b>	6,62	0,3	0,8	-4,4	-2,1
USD/MXN	<b>19,08</b>	19,00	0,4	0,3	-7,9	2,7
<b>Commodities</b>						
	10/23	10/20	Daily Change (%)	Weekly Change (%)	YTD (%)	YoY Change (%)
Global Commodities Index	<b>85,6</b>	85,3	0,4	-0,4	-2,2	-0,5
Brent (US\$/barrel)	<b>57,4</b>	57,8	-0,7	-0,8	1,0	11,4
Gold (US\$/ounce)	<b>1282,2</b>	1280,5	0,1	-1,0	11,3	1,3
Metal Index	<b>218,7</b>	217,4	0,6	-1,0	24,9	39,6
Agricultural Index	<b>254,8</b>	252,1	1,1	-0,1	-3,0	-6,1

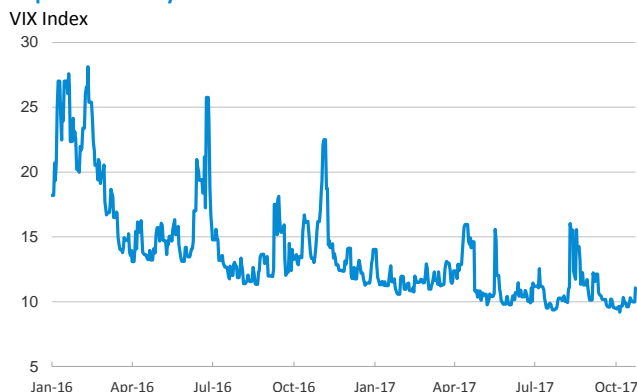
Note (\*): one more day for Asian stock markets

Selected Time Series

Main advanced stock markets



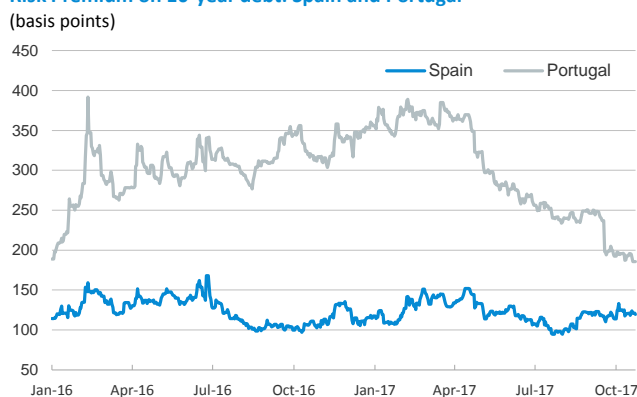
Implied volatility on US stock markets



Yield on 10-year public debt: Spain and Portugal



Risk Premium on 10-year debt: Spain and Portugal



Exchange rate: EUR/USD



Brent oil price



Notice regarding publication of the CaixaBank "Daily Report".

The "Daily Report" is a publication by CaixaBank produced by its Strategic Planning and Research Department that contains information and opinions from sources considered to be reliable. This document is for informative purposes only and CaixaBank is not liable in any way for any use made thereof. The opinions and estimates are those of the Strategic Planning and Research Department and are liable to change without prior notice. These files cannot be totally or partially reproduced, transformed, distributed, disclosed or made available to the public, extracted, re-used, re-sent or used in any other way, by any means or procedure, without the express authorisation of CaixaBank.