

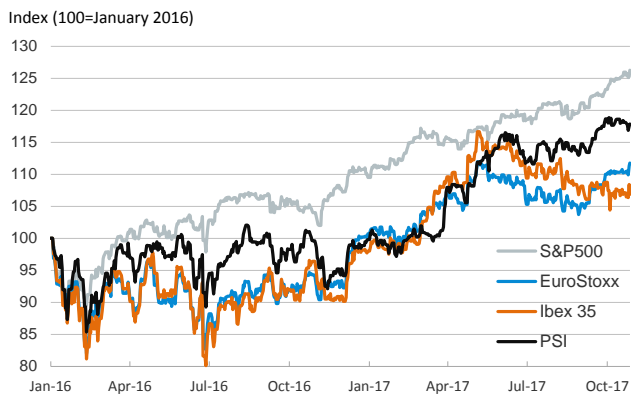
- ▶ Stock markets ended the week on a positive note as they advanced supported by good earnings and macroeconomic data. US and Euro Area sovereign yields declined and the euro depreciated against the dollar to 1.16\$/€. In Spain, the stock market continued to lag its peers and the sovereign spread picked up as political events continued to unfold.
- ▶ US GDP posted stronger than expected in Q3, with a 2.3% yoy growth rate. This week's macroeconomic calendar is loaded with important releases: Euro Area Q3 preliminary GDP on Tuesday, Fed (Wednesday) and BoE (Thursday) meetings, and possibly the announcement of President Trump's choice for the Fed chair.
- ▶ On the oil market, the barrel of Brent closed above 60 dollars.

Interest Rates (%)	10/27	10/26	Daily Change (basis points)	Weekly Change (basis points)	YTD (basis points)	YoY Change (basis points)
Eurozone						
ECB - Official Interest Rate (Refi)	0.00	0.00	0	0	0	0
Eonia	-0.36	-0.36	0	0	-3	-1
Swap Eonia (10Y)	0.66	0.69	-3	-3	22	37
3 months (Euribor)	-0.33	-0.33	0	0	-1	-2
12 months (Euribor)	-0.18	-0.18	0	0	-10	-12
Germany - 2-Year Bond	-0.77	-0.74	-3	-5	0	-15
Germany - 10-Year Bond	0.38	0.42	-3	-7	18	22
France - 10-Year Bond	0.79	0.82	-3	-7	11	33
Italy - 10-Year Bond	1.94	1.94	0	-9	13	36
Spain - 10-Year Bond	1.59	1.54	5	-8	20	36
Portugal - 10-Year Bond	2.19	2.24	-4	-11	-157	-114
Risk premium - Spain (10Y)	120	112	8	-1	3	14
Risk premium - Portugal (10Y)	181	182	-1	-5	-175	-136
US						
Fed - Upper Bound	1.25	1.25	0	0	50	75
3 months (Libor)	1.38	1.38	0	2	38	49
12 months (Libor)	1.85	1.84	1	2	16	27
2-Year Bond	1.59	1.61	-2	1	40	74
10-Year Bond	2.41	2.46	-5	3	-3	56
Stock Markets						
	10/27	10/26	Daily Change (%)	Weekly Change (%)	YTD (%)	YoY Change (%)
CaixaBank	3.84 *	3.95*	-2.7	-0.5	22.2	39.4
BPI	1.11	1.10	1.0	5.0	-1.6	-1.6
Ibex 35	10198	10348	-1.5	-0.2	9.0	10.8
PSI	2976	2966	0.3	-0.2	18.1	18.3
DAX	13218	13133	0.6	1.7	15.1	23.6
CAC 40	5494	5455	0.7	2.3	13.0	20.8
Eurostoxx50	3652	3637	0.4	1.3	11.0	18.6
FTSE 100	7505	7487	0.2	-0.2	5.1	7.3
S&P 500	2581	2560	0.8	0.2	15.3	21.4
Nasdaq	6701	6557	2.2	1.1	24.5	29.1
Nikkei 225	22012	22008	0.0	1.5	15.2	26.2
MSCI Emerging Index	1110	1110	0.0	-0.5	28.8	22.9
Shanghai	3391	3417	-0.8	0.3	9.3	9.2
VIX Index	10	11	-13.3	-1.7	-30.2	-39.5
Currencies						
	10/27	10/26	Daily Change (%)	Weekly Change (%)	YTD (%)	YoY Change (%)
EUR/USD	1.161	1.165	-0.4	-1.5	10.4	5.7
EUR/JPY	131.97	132.79	-0.6	-1.3	7.3	14.6
EUR/GBP	0.884	0.885	-0.1	-1.0	3.6	-1.4
EUR/CHF	1.159	1.162	-0.3	-0.1	8.1	6.7
USD/JPY	113.67	113.98	-0.3	0.1	-2.8	8.4
USD/CNY	6.65	6.64	0.1	0.5	-4.2	-1.9
USD/MXN	19.13	19.20	-0.4	0.7	-7.7	1.5
Commodities						
	10/27	10/26	Daily Change (%)	Weekly Change (%)	YTD (%)	YoY Change (%)
Global Commodities Index	85.9	85.9	-0.1	0.7	-1.9	0.0
Brent (US\$/barrel)	60.4	59.3	1.9	4.7	6.4	21.6
Gold (US\$/ounce)	1273.9	1267.0	0.5	-0.5	10.6	-0.5
Metal Index	216.8	220.6	-1.7	-0.3	23.7	32.9
Agricultural Index	254.3	253.5	0.3	0.9	-3.2	-8.1

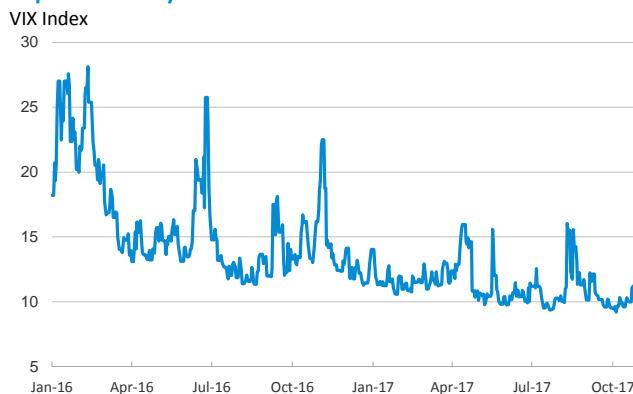
Note (*): one more day for Asian stock markets

Selected Time Series

Main advanced stock markets



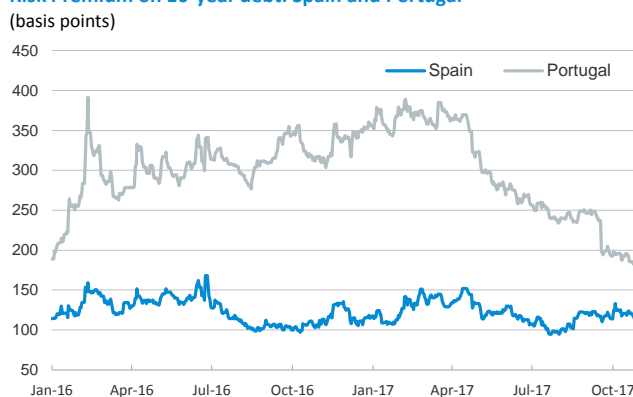
Implied volatility on US stock markets



Yield on 10-year public debt: Spain and Portugal



Risk Premium on 10-year debt: Spain and Portugal



Exchange rate: EUR/USD



Brent oil price



Notice regarding publication of the CaixaBank "Daily Report".

The "Daily Report" is a publication by CaixaBank produced by its Strategic Planning and Research Department that contains information and opinions from sources considered to be reliable. This document is for informative purposes only and CaixaBank is not liable in any way for any use made thereof. The opinions and estimates are those of the Strategic Planning and Research Department and are liable to change without prior notice. These files cannot be totally or partially reproduced, transformed, distributed, disclosed or made available to the public, extracted, re-used, re-sent or used in any other way, by any means or procedure, without the express authorisation of CaixaBank.