

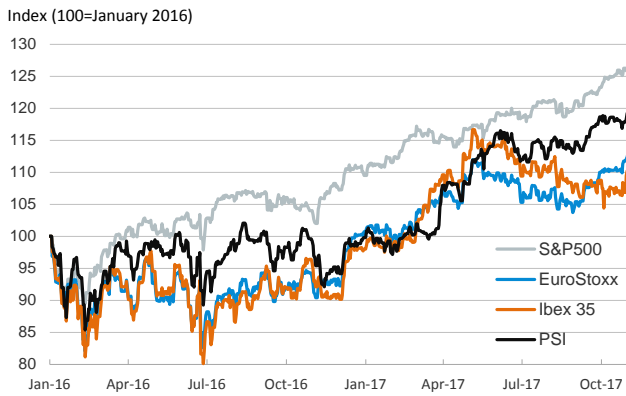
- ▶ US stocks closed flat while European stocks declined and sovereign yields retraced moderately. In the FX market, the euro remained stable around 1.16 dollars.
- ▶ In the central banking arena, the BoE hiked its reference rate to 0.50% but its guidance on future rate hikes was more dovish than expected by investors. In the US, Trump announced his nomination of Jerome Powell to lead the Federal Reserve once Yellen's term expires in February 2018.
- ▶ Oil prices remained stable and the barrel of Brent closed at 60.6 dpb.

Interest Rates (%)	11/2	11/1	Daily Change (basis points)	Weekly Change (basis points)	YTD (basis points)	YoY Change (basis points)
Eurozone						
ECB - Official Interest Rate (Refi)	0.00	0.00	0	0	0	0
Eonia	-0.35	-0.35	0	1	-2	-1
Swap Eonia (10Y)	0.64	0.65	-2	-5	19	34
3 months (Euribor)	-0.33	-0.33	0	0	-1	-2
12 months (Euribor)	-0.19	-0.19	0	-1	-11	-12
Germany - 2-Year Bond	-0.75	-0.75	0	-1	2	-12
Germany - 10-Year Bond	0.37	0.37	0	-4	16	21
France - 10-Year Bond	0.76	0.76	0	-6	8	29
Italy - 10-Year Bond	1.79	1.80	-1	-15	-2	10
Spain - 10-Year Bond	1.48	1.48	1	-5	10	25
Portugal - 10-Year Bond	2.10	2.11	-1	-14	-167	-115
Risk premium - Spain (10Y)	111	110	1	-1	-6	4
Risk premium - Portugal (10Y)	173	173	-1	-10	-183	-137
US						
Fed - Upper Bound	1.25	1.25	0	0	50	75
3 months (Libor)	1.39	1.38	1	1	39	51
12 months (Libor)	1.86	1.86	0	2	17	30
2-Year Bond	1.61	1.61	0	0	42	80
10-Year Bond	2.35	2.37	-2	-11	-9	54
Stock Markets						
	11/2	11/1	Daily Change (%)	Weekly Change (%)	YTD (%)	YoY Change (%)
CaixaBank	4.04 *	4.08*	-1.1	2.4	28.7	48.1
BPI	1.16	1.16	-0.6	4.9	2.2	2.5
Ibex 35	10458	10507	-0.5	1.1	11.8	17.8
PSI	3027	3013	0.5	2.1	20.1	23.9
DAX	13441	13466	-0.2	2.3	17.1	30.2
CAC 40	5511	5514	-0.1	1.0	13.3	24.9
Eurostoxx50	3689	3697	-0.2	1.4	12.1	24.1
FTSE 100	7555	7488	0.9	0.9	5.8	11.3
S&P 500	2580	2579	0.0	0.8	15.2	23.5
Nasdaq	6715	6717	0.0	2.4	24.7	32.7
Nikkei 225	22539	22539	0.0	2.4	17.9	31.5
MSCI Emerging Index	1127	1127	0.0	1.5	30.7	27.4
Shanghai	3372	3383	-0.3	-1.3	8.6	7.8
VIX Index	10	10	-2.6	-12.1	-29.3	-55.0
Currencies						
	11/2	11/1	Daily Change (%)	Weekly Change (%)	YTD (%)	YoY Change (%)
EUR/USD	1.166	1.162	0.3	0.1	10.8	4.9
EUR/JPY	133.01	132.68	0.2	0.2	8.2	16.2
EUR/GBP	0.893	0.877	1.8	0.8	4.6	0.1
EUR/CHF	1.165	1.166	0.0	0.2	8.7	7.7
USD/JPY	114.08	114.18	-0.1	0.1	-2.5	10.8
USD/CNY	6.61	6.60	0.1	-0.5	-4.8	-2.1
USD/MXN	18.98	19.07	-0.5	-1.2	-8.4	-0.8
Commodities						
	11/2	11/1	Daily Change (%)	Weekly Change (%)	YTD (%)	YoY Change (%)
Global Commodities Index	86.7	86.5	0.2	0.9	-0.9	3.7
Brent (US\$/barrel)	60.6	60.5	0.2	2.2	6.7	31.0
Gold (US\$/ounce)	1276.1	1274.7	0.1	0.7	10.7	-2.1
Metal Index	221.6	222.6	-0.4	0.4	26.5	33.1
Agricultural Index	255.2	253.2	0.8	0.7	-2.9	-5.1

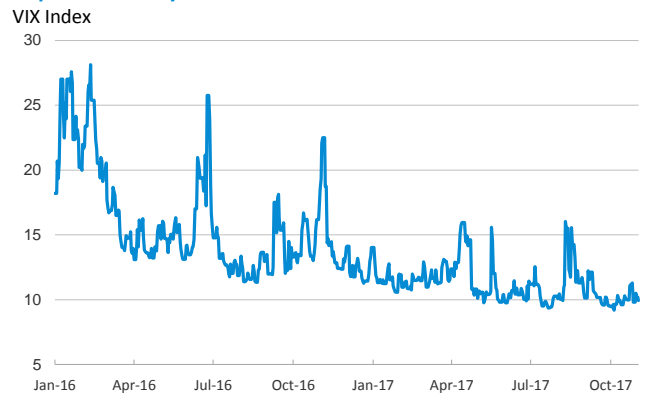
Note (*): one more day for Asian stock markets

Selected Time Series

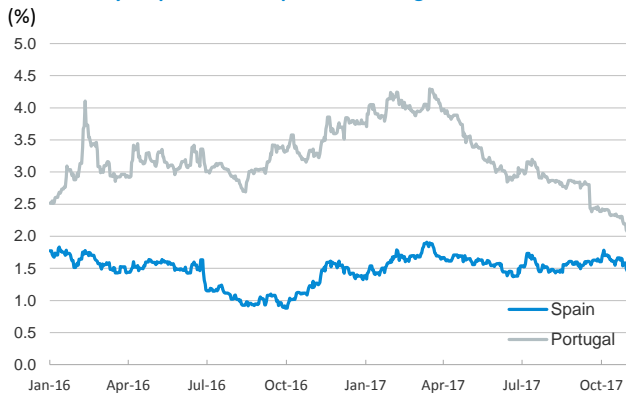
Main advanced stock markets



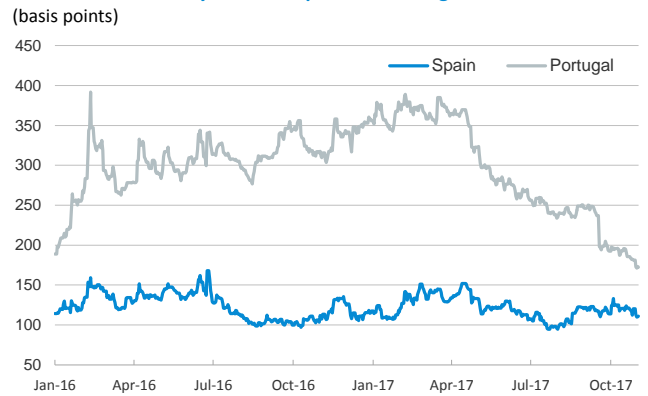
Implied volatility on US stock markets



Yield on 10-year public debt: Spain and Portugal



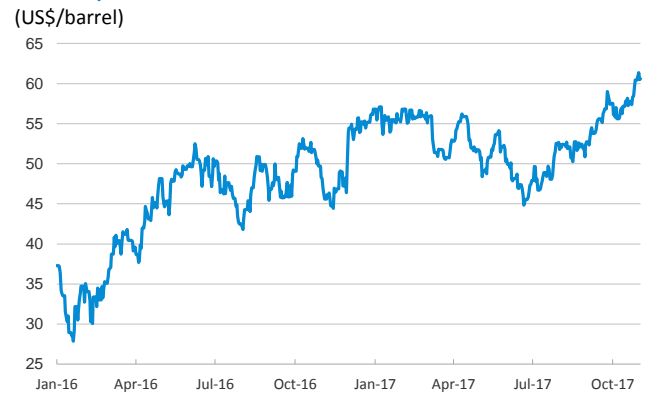
Risk Premium on 10-year debt: Spain and Portugal



Exchange rate: EUR/USD



Brent oil price



Notice regarding publication of the CaixaBank "Daily Report".

The "Daily Report" is a publication by CaixaBank Research that contains information and opinions from sources considered to be reliable. This document is for informative purposes only and CaixaBank is not liable in any way for any use made thereof. The opinions and estimates are those of the CaixaBank Research and are liable to change without prior notice.