

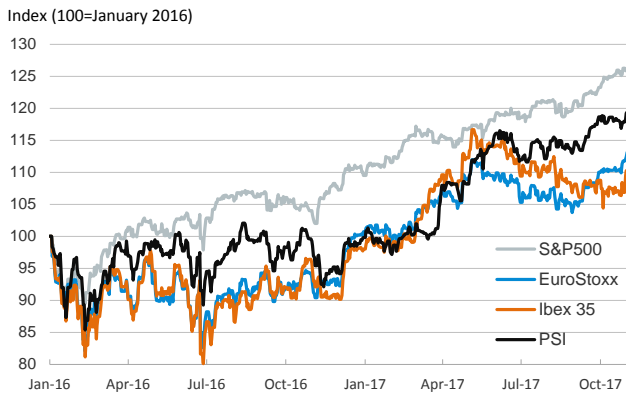
- ▶ Investors remained relatively cautious during the last day of the week with slight increases in most developed stock markets. In Spain and Portugal, equities were down and decreased more than 1%. On the sovereign bond market, yields closed the week with strong decreases especially for European peripheral countries.
- ▶ In the U.S., nonfarm payrolls increased by 261.000 in October (September: +18.000) and the unemployment rate decreased from 4.2% to 4.1%.
- ▶ On the oil market, the Brent registered a strong increase and reached more than 62 dollars per barrel as the extension of the OPEC-led output cuts is seen as more probable and the rig count dropped to the lowest level since May in the U.S.

Interest Rates (%)	11/3	11/2	Daily Change (basis points)	Weekly Change (basis points)	YTD (basis points)	YoY Change (basis points)
Eurozone						
ECB - Official Interest Rate (Refi)	0,00	0,00	0	0	0	0
Eonia	-0,35	-0,35	0	1	-2	-1
Swap Eonia (10Y)	0,63	0,64	-1	-3	19	35
3 months (Euribor)	-0,33	-0,33	0	0	-1	-2
12 months (Euribor)	-0,19	-0,19	0	-1	-11	-12
Germany - 2-Year Bond	-0,75	-0,75	0	2	1	-12
Germany - 10-Year Bond	0,36	0,37	-1	-2	16	23
France - 10-Year Bond	0,75	0,76	-1	-4	7	29
Italy - 10-Year Bond	1,79	1,79	0	-16	-2	4
Spain - 10-Year Bond	1,47	1,48	-1	-11	9	21
Portugal - 10-Year Bond	2,07	2,10	-3	-13	-170	-122
Risk premium - Spain (10Y)	111	111	0	-9	-7	-2
Risk premium - Portugal (10Y)	170	173	-2	-11	-185	-145
US						
Fed - Upper Bound	1,25	1,25	0	0	50	75
3 months (Libor)	1,39	1,39	0	1	39	51
12 months (Libor)	1,86	1,86	0	1	17	30
2-Year Bond	1,61	1,61	0	2	42	83
10-Year Bond	2,33	2,35	-2	-8	-11	55
Stock Markets						
	11/3	11/2	Daily Change (%)	Weekly Change (%)	YTD (%)	YoY Change (%)
CaixaBank	3,97	4,04	-1,7	3,5	26,5	48,1
BPI	1,13	1,16	-2,0	1,8	0,2	0,4
Ibex 35	10358	10458	-1,0	1,6	10,8	17,8
PSI	2982	3027	-1,5	0,2	18,3	23,9
DAX	13479	13441	0,3	2,0	17,4	31,4
CAC 40	5518	5511	0,1	0,4	13,5	26,1
Eurostoxx50	3690	3689	0,0	1,0	12,1	24,9
FTSE 100	7560	7555	0,1	0,7	5,8	13,0
S&P 500	2588	2580	0,3	0,3	15,6	24,1
Nasdaq	6764	6715	0,7	0,9	25,7	34,0
Nikkei 225	22548	22539	0,0	2,4	18,0	31,6
MSCI Emerging Index	1126	1126	0,0	1,0	30,6	28,0
Shanghai	3388	3372	0,5	-0,1	9,2	8,4
VIX Index	9	10	-8,0	-6,7	-34,9	-59,4
Currencies						
	11/3	11/2	Daily Change (%)	Weekly Change (%)	YTD (%)	YoY Change (%)
EUR/USD	1,161	1,166	-0,4	0,0	10,4	5,1
EUR/JPY	132,42	133,01	-0,4	0,3	7,7	15,1
EUR/GBP	0,888	0,893	-0,6	0,4	4,0	-0,4
EUR/CHF	1,162	1,165	-0,3	0,3	8,4	8,1
USD/JPY	114,07	114,08	0,0	0,4	-2,5	9,5
USD/CNY	6,64	6,61	0,4	-0,2	-4,4	-2,1
USD/MXN	19,20	18,98	1,2	0,4	-7,4	3,1
Commodities						
	11/3	11/2	Daily Change (%)	Weekly Change (%)	YTD (%)	YoY Change (%)
Global Commodities Index	86,9	86,7	0,2	1,2	-0,7	4,8
Brent (US\$/barrel)	62,1	60,6	2,4	2,7	9,2	37,0
Gold (US\$/ounce)	1269,7	1276,1	-0,5	-0,3	10,2	-2,8
Metal Index	221,0	221,6	-0,3	1,9	26,1	31,2
Agricultural Index	253,3	255,2	-0,7	-0,4	-3,6	-5,8

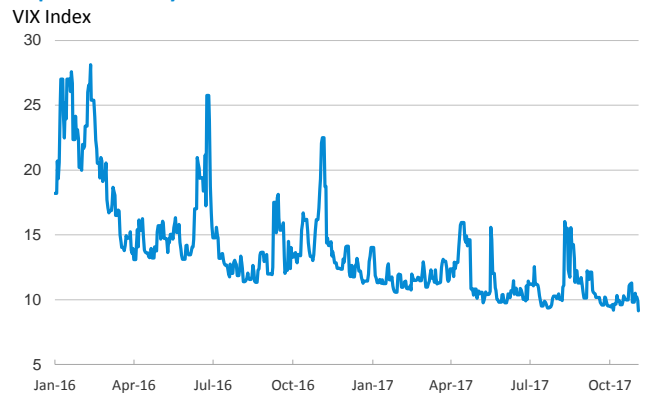
Note (*): one more day for Asian stock markets

Selected Time Series

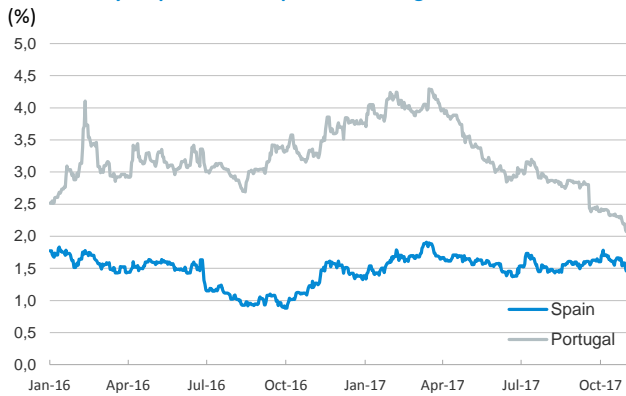
Main advanced stock markets



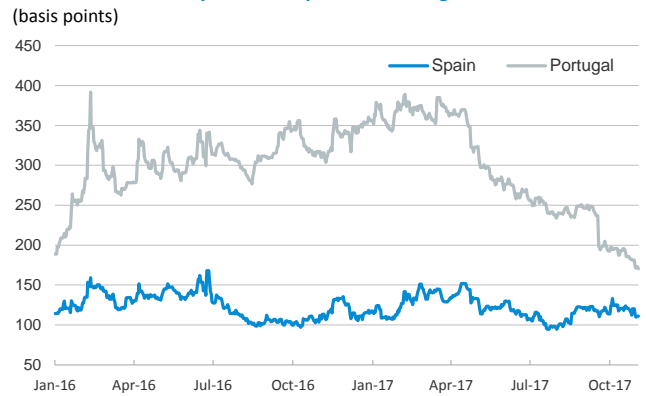
Implied volatility on US stock markets



Yield on 10-year public debt: Spain and Portugal



Risk Premium on 10-year debt: Spain and Portugal



Exchange rate: EUR/USD



Brent oil price



Notice regarding publication of the CaixaBank "Daily Report".

The "Daily Report" is a publication by CaixaBank Research that contains information and opinions from sources considered to be reliable. This document is for informative purposes only and CaixaBank is not liable in any way for any use made thereof. The opinions and estimates are those of the CaixaBank Research and are liable to change without prior notice.