

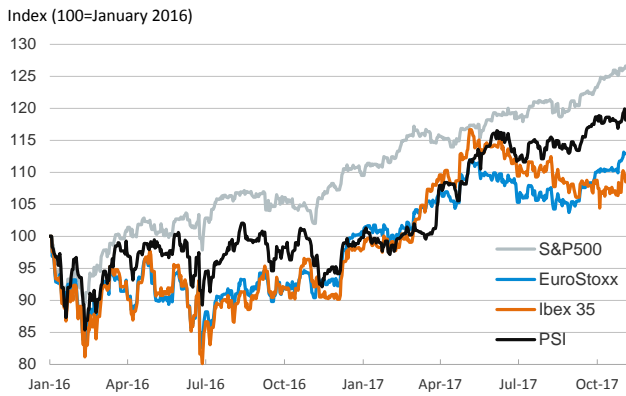
- ▶ Stocks slipped and sovereign yields slid, with a strong compression of Euro Area periphery sovereign spreads.
- ▶ On Monday, the ECB had published figures on the value of bonds purchased under the APP which mature within the coming 12 months. The figures show that April will be the first big month of redemptions, when more than €24bn are set to mature. Principal redemptions will be reinvested in a flexible and timely manner in the month they fall due or in the subsequent two months.
- ▶ On the oil market, the barrel of Brent closed at \$63.7.

Interest Rates (%)	11/7	11/6	Daily Change (basis points)	Weekly Change (basis points)	YTD (basis points)	YoY Change (basis points)
Eurozone						
ECB - Official Interest Rate (Refi)	0.00	0.00	0	0	0	0
Eonia	-0.36	-0.35	0	-1	-3	-1
Swap Eonia (10Y)	0.61	0.61	-1	-3	16	28
3 months (Euribor)	-0.33	-0.33	0	0	-1	-2
12 months (Euribor)	-0.19	-0.19	0	-1	-11	-12
Germany - 2-Year Bond	-0.76	-0.76	0	-1	1	-13
Germany - 10-Year Bond	0.33	0.34	-1	-4	12	14
France - 10-Year Bond	0.69	0.72	-4	-7	0	19
Italy - 10-Year Bond	1.70	1.78	-8	-12	-12	-2
Spain - 10-Year Bond	1.41	1.47	-6	-5	2	15
Portugal - 10-Year Bond	1.93	2.03	-10	-14	-183	-129
Risk premium - Spain (10Y)	108	113	-5	-2	-10	1
Risk premium - Portugal (10Y)	160	169	-9	-11	-195	-143
US						
Fed - Upper Bound	1.25	1.25	0	0	50	75
3 months (Libor)	1.40	1.40	0	2	40	52
12 months (Libor)	1.87	1.86	1	2	18	30
2-Year Bond	1.63	1.62	1	3	44	78
10-Year Bond	2.31	2.32	-1	-7	-13	46
Stock Markets						
	11/7	11/6	Daily Change (%)	Weekly Change (%)	YTD (%)	YoY Change (%)
CaixaBank	3.96*	3.97*	-0.1	-1.4	26.1	42.5
BPI	1.13	1.12	0.9	-2.4	0.1	0.3
Ibex 35	10231	10317	-0.8	-2.8	9.4	14.5
PSI	2987	2979	0.3	-0.8	18.5	21.9
DAX	13379	13469	-0.7	1.1	16.5	27.6
CAC 40	5481	5507	-0.5	-0.4	12.7	22.4
Eurostoxx50	3659	3682	-0.6	-0.4	11.2	21.0
FTSE 100	7513	7562	-0.7	0.3	5.2	9.8
S&P 500	2591	2591	0.0	0.6	15.7	21.1
Nasdaq	6768	6786	-0.3	0.6	25.7	30.3
Nikkei 225	22914	22938	-0.1	2.2	19.9	33.4
MSCI Emerging Index	1135	1135	0.0	0.5	31.6	25.7
Shanghai	3411	3414	-0.1	0.4	9.9	8.4
VIX Index	10	9	5.2	-2.8	-29.6	-47.2
Currencies						
	11/7	11/6	Daily Change (%)	Weekly Change (%)	YTD (%)	YoY Change (%)
EUR/USD	1.159	1.161	-0.2	-0.5	10.2	5.1
EUR/JPY	132.10	132.01	0.1	-0.2	7.4	13.8
EUR/GBP	0.880	0.881	-0.2	0.4	3.1	-1.1
EUR/CHF	1.159	1.158	0.0	-0.3	8.1	7.4
USD/JPY	114.01	113.71	0.3	0.3	-2.5	8.3
USD/CNY	6.64	6.63	0.1	0.1	-4.4	-2.1
USD/MXN	19.15	19.02	0.7	0.0	-7.6	4.5
Commodities						
	11/7	11/6	Daily Change (%)	Weekly Change (%)	YTD (%)	YoY Change (%)
Global Commodities Index	87.5	88.2	-0.7	1.6	0.0	4.3
Brent (US\$/barrel)	63.7	64.3	-0.9	3.8	12.1	37.7
Gold (US\$/ounce)	1275.3	1282.1	-0.5	0.3	10.7	0.1
Metal Index	217.8	222.4	-2.0	-0.7	24.3	27.2
Agricultural Index	254.9	255.0	0.0	0.8	-3.0	-6.3

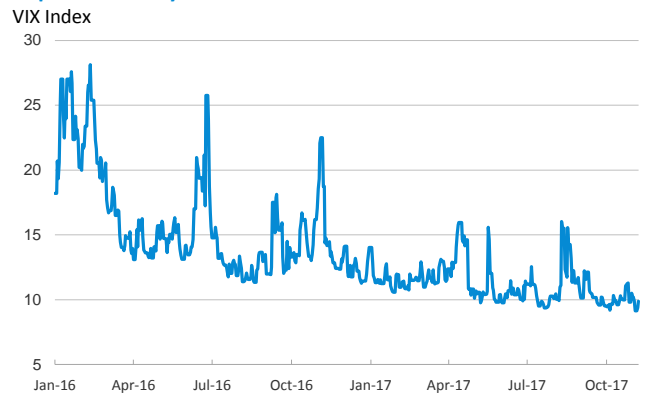
Note (*): one more day for Asian stock markets

Selected Time Series

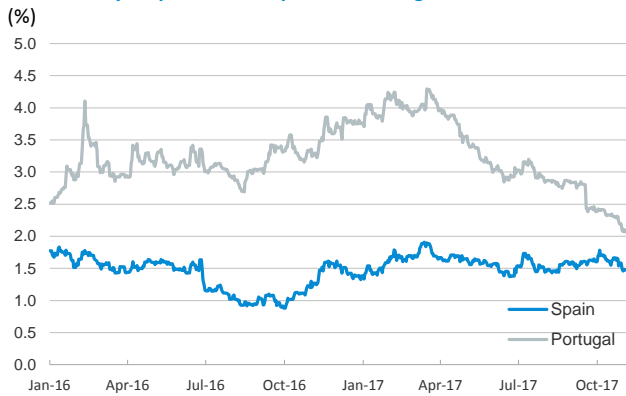
Main advanced stock markets



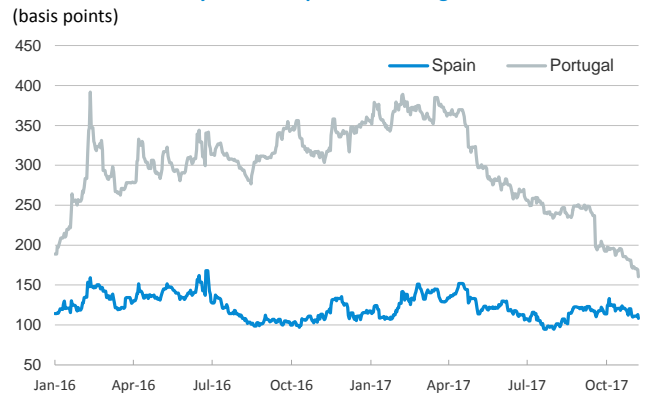
Implied volatility on US stock markets



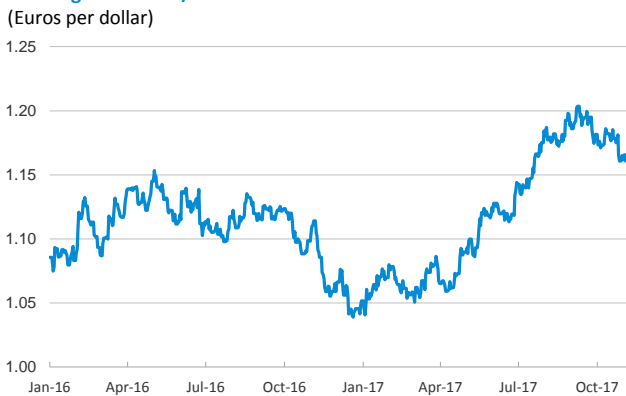
Yield on 10-year public debt: Spain and Portugal



Risk Premium on 10-year debt: Spain and Portugal



Exchange rate: EUR/USD



Brent oil price



Notice regarding publication of the CaixaBank "Daily Report".

The "Daily Report" is a publication by CaixaBank Research that contains information and opinions from sources considered to be reliable. This document is for informative purposes only and CaixaBank is not liable in any way for any use made thereof. The opinions and estimates are those of the CaixaBank Research and are liable to change without prior notice.