

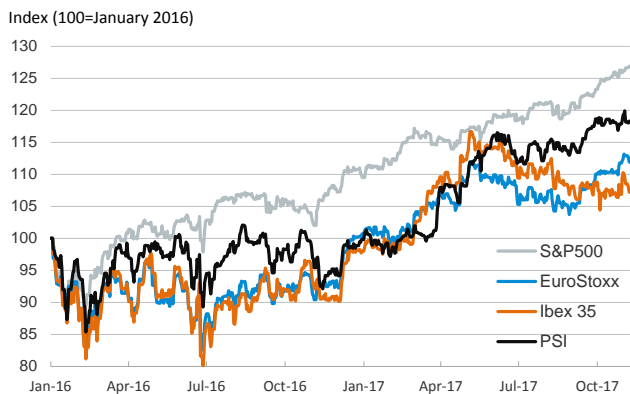
- ▶ Stock markets were mixed, with moderate advances in the US and small losses in Europe. Sovereign yields nudged higher, and Euro Area periphery sovereign spreads edged up undoing most of Tuesday's decline.
- ▶ China's trade balance posted a \$38.17bn surplus in October, with exports and imports growing at 6.9% and 17.2% yoy, respectively.
- ▶ On the oil market, the barrel of Brent was stable and closed at \$63.5.

Interest Rates (%)	11/8	11/7	Daily Change (basis points)	Weekly Change (basis points)	YTD (basis points)	YoY Change (basis points)
Eurozone						
ECB - Official Interest Rate (Refi)	0.00	0.00	0	0	0	0
Eonia	-0.36	-0.36	0	-1	-3	0
Swap Eonia (10Y)	0.61	0.61	1	-4	17	23
3 months (Euribor)	-0.33	-0.33	0	0	-1	-2
12 months (Euribor)	-0.19	-0.19	0	0	-11	-12
Germany - 2-Year Bond	-0.76	-0.76	0	-1	1	-13
Germany - 10-Year Bond	0.33	0.33	0	-5	12	12
France - 10-Year Bond	0.70	0.69	1	-7	1	16
Italy - 10-Year Bond	1.74	1.70	5	-6	-7	-1
Spain - 10-Year Bond	1.49	1.41	8	1	10	21
Portugal - 10-Year Bond	2.01	1.93	8	-10	-176	-128
Risk premium - Spain (10Y)	116	108	8	6	-2	8
Risk premium - Portugal (10Y)	168	160	8	-5	-188	-140
US						
Fed - Upper Bound	1.25	1.25	0	0	50	75
3 months (Libor)	1.41	1.40	1	3	41	52
12 months (Libor)	1.87	1.87	0	1	18	31
2-Year Bond	1.65	1.63	2	4	46	76
10-Year Bond	2.33	2.31	2	-4	-11	27
Stock Markets						
	11/8	11/7	Daily Change (%)	Weekly Change (%)	YTD (%)	YoY Change (%)
CaixaBank	3.98*	3.96*	0.4	-2.6	26.6	39.5
BPI	1.15	1.13	1.4	-1.3	1.5	1.5
Ibex 35	10229	10231	0.0	-2.6	9.4	14.9
PSI	2982	2987	-0.1	-1.0	18.3	23.6
DAX	13382	13379	0.0	-0.6	16.6	25.7
CAC 40	5471	5481	-0.2	-0.8	12.5	20.4
Eurostoxx50	3655	3659	-0.1	-1.1	11.1	19.6
FTSE 100	7530	7513	0.2	0.6	5.4	8.9
S&P 500	2594	2591	0.1	0.6	15.9	19.9
Nasdaq	6789	6768	0.3	1.1	26.1	29.3
Nikkei 225	22869	22914	-0.2	1.5	19.6	40.7
MSCI Emerging Index	1135	1135	0.0	0.7	31.6	28.9
Shanghai	3428	3415	0.4	1.3	10.4	9.6
VIX Index	10	10	-1.1	-4.1	-30.3	-32.0
Currencies						
	11/8	11/7	Daily Change (%)	Weekly Change (%)	YTD (%)	YoY Change (%)
EUR/USD	1.160	1.159	0.1	-0.2	10.3	6.5
EUR/JPY	132.03	132.10	-0.1	-0.5	7.4	14.5
EUR/GBP	0.884	0.880	0.5	0.8	3.6	0.4
EUR/CHF	1.160	1.159	0.1	-0.5	8.2	7.9
USD/JPY	113.87	114.01	-0.1	-0.3	-2.6	7.5
USD/CNY	6.63	6.64	-0.2	0.4	-4.6	-2.3
USD/MXN	19.09	19.15	-0.3	0.1	-7.9	-3.7
Commodities						
	11/8	11/7	Daily Change (%)	Weekly Change (%)	YTD (%)	YoY Change (%)
Global Commodities Index	87.6	87.5	0.1	1.3	0.1	4.3
Brent (US\$/barrel)	63.5	63.7	-0.3	5.0	11.7	37.2
Gold (US\$/ounce)	1281.4	1275.3	0.5	0.5	11.2	0.5
Metal Index	218.0	217.8	0.1	-2.0	24.5	25.4
Agricultural Index	256.6	254.9	0.7	1.4	-2.4	-6.5

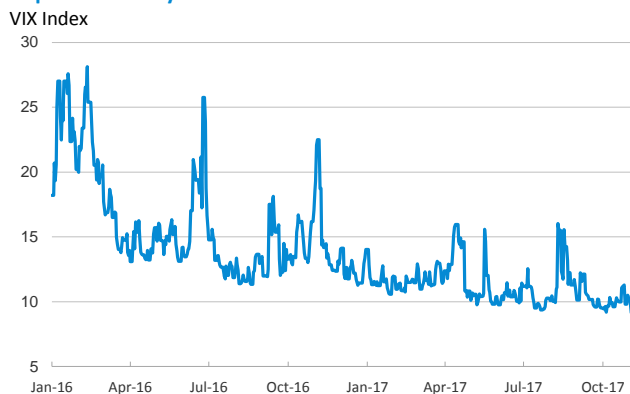
Note (*): one more day for Asian stock markets

Selected Time Series

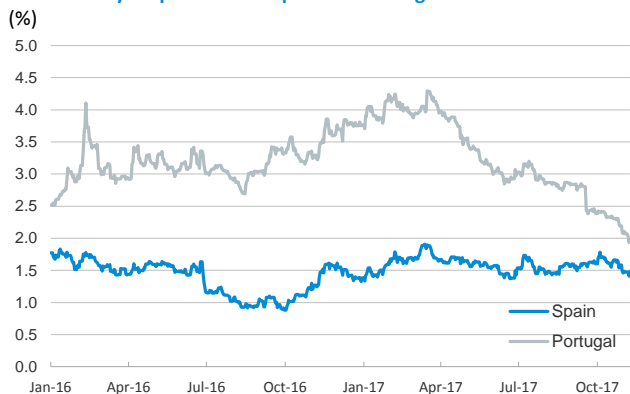
Main advanced stock markets



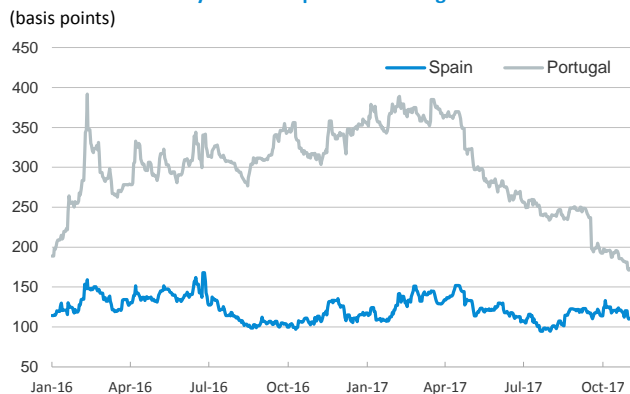
Implied volatility on US stock markets



Yield on 10-year public debt: Spain and Portugal



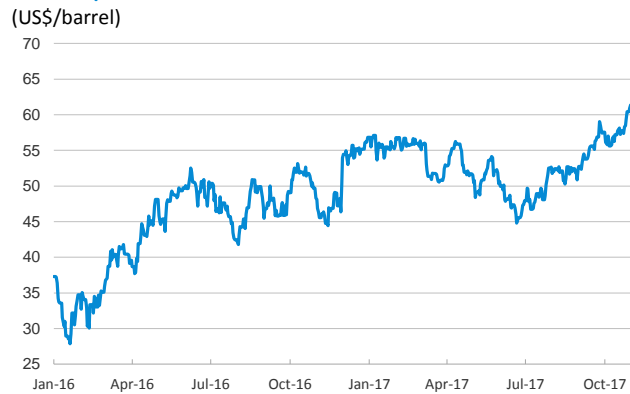
Risk Premium on 10-year debt: Spain and Portugal



Exchange rate: EUR/USD



Brent oil price



Notice regarding publication of the CaixaBank "Daily Report".

The "Daily Report" is a publication by CaixaBank Research that contains information and opinions from sources considered to be reliable. This document is for informative purposes only and CaixaBank is not liable in any way for any use made thereof. The opinions and estimates are those of the CaixaBank Research and are liable to change without prior notice.