

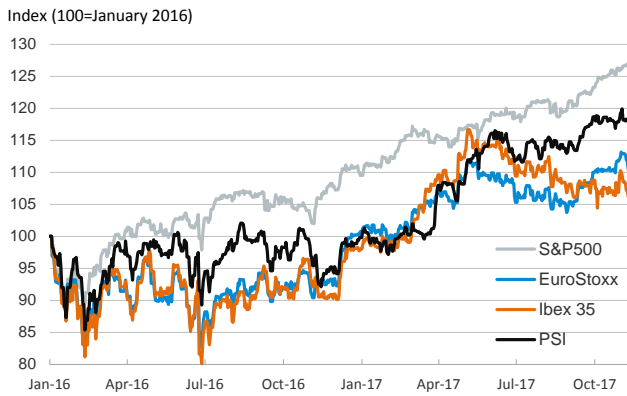
- ▶ Stock markets fell throughout the main advanced economies and sovereign yields picked up.
- ▶ In the US, the University of Michigan consumer confidence index fell to 97.8 in November. This week, the first estimate of Q3 GDP will be released for Japan, Germany, Italy and Portugal. US October CPI inflation will also be released on Wednesday.
- ▶ In oil markets, the barrel of Brent closed at \$63.5.

Interest Rates (%)	11/10	11/9	Daily Change (basis points)	Weekly Change (basis points)	YTD (basis points)	YoY Change (basis points)
Eurozone						
ECB - Official Interest Rate (Refi)	0.00	0.00	0	0	0	0
Eonia	-0.36	-0.36	0	0	-3	-1
Swap Eonia (10Y)	0.67	0.64	3	4	23	20
3 months (Euribor)	-0.33	-0.33	0	0	-1	-2
12 months (Euribor)	-0.19	-0.19	0	0	-11	-12
Germany - 2-Year Bond	-0.75	-0.75	1	1	2	-15
Germany - 10-Year Bond	0.41	0.38	4	5	20	10
France - 10-Year Bond	0.78	0.75	3	3	10	3
Italy - 10-Year Bond	1.84	1.81	3	5	3	-18
Spain - 10-Year Bond	1.58	1.53	4	10	19	10
Portugal - 10-Year Bond	2.06	2.05	1	-1	-171	-143
Risk premium - Spain (10Y)	117	116	1	6	-1	0
Risk premium - Portugal (10Y)	165	167	-2	-5	-191	-153
US						
Fed - Upper Bound	1.25	1.25	0	0	50	75
3 months (Libor)	1.41	1.41	0	2	41	50
12 months (Libor)	1.88	1.88	0	2	19	29
2-Year Bond	1.65	1.63	2	4	46	73
10-Year Bond	2.40	2.34	6	7	-4	25
Stock Markets	11/10	11/9	Daily Change (%)	Weekly Change (%)	YTD (%)	YoY Change (%)
CaixaBank	3.87*	3.89*	-0.6	-2.7	23.2	34.5
BPI	1.14	1.14	0.2	0.8	1.0	1.1
Ibex 35	10093	10141	-0.5	-2.6	7.9	16.8
PSI	2969	2983	-0.5	-0.5	17.8	27.1
DAX	13127	13183	-0.4	-2.6	14.3	23.1
CAC 40	5381	5408	-0.5	-2.5	10.7	19.9
Eurostoxx50	3594	3613	-0.5	-2.6	9.2	18.6
FTSE 100	7433	7484	-0.7	-1.7	4.1	10.4
S&P 500	2582	2585	-0.1	-0.2	15.3	19.3
Nasdaq	6751	6750	0.0	-0.2	25.4	28.9
Nikkei 225	22381	22681	-1.3	-0.7	17.1	28.8
MSCI Emerging Index	1128	1128	0.0	-0.2	30.9	32.9
Shanghai	3448	3433	0.4	1.8	11.1	7.9
VIX Index	11	11	7.5	23.5	-19.6	-23.4
Currencies	11/10	11/9	Daily Change (%)	Weekly Change (%)	YTD (%)	YoY Change (%)
EUR/USD	1.167	1.164	0.2	0.5	10.9	8.5
EUR/JPY	132.39	132.10	0.2	0.0	7.7	13.5
EUR/GBP	0.884	0.886	-0.2	-0.4	3.6	3.5
EUR/CHF	1.162	1.157	0.4	0.0	8.4	8.3
USD/JPY	113.53	113.47	0.1	-0.5	-2.9	4.6
USD/CNY	6.64	6.64	0.0	0.0	-4.4	-3.1
USD/MXN	19.10	19.04	0.3	-0.5	-7.8	-7.7
Commodities	11/10	11/9	Daily Change (%)	Weekly Change (%)	YTD (%)	YoY Change (%)
Global Commodities Index	87.3	87.5	-0.2	0.5	-0.3	6.0
Brent (US\$/barrel)	63.5	63.9	-0.6	2.3	11.8	42.1
Gold (US\$/ounce)	1275.5	1285.1	-0.8	0.5	10.7	4.0
Metal Index	216.1	216.1	0.0	-2.2	23.4	19.2
Agricultural Index	257.5	255.4	0.8	1.6	-2.0	-4.8

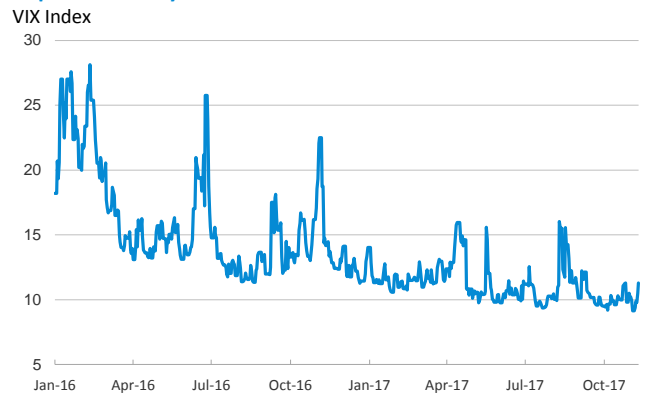
Note (*): one more day for Asian stock markets

Selected Time Series

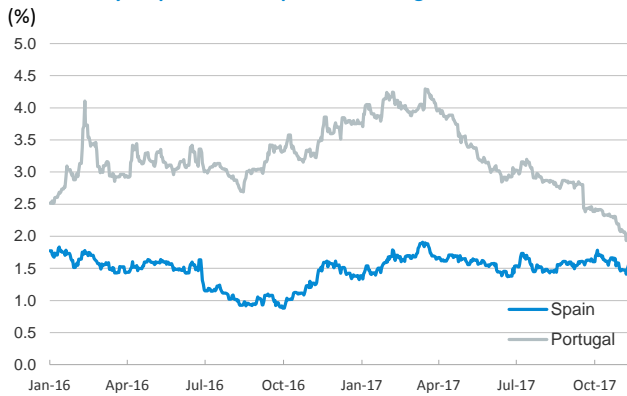
Main advanced stock markets



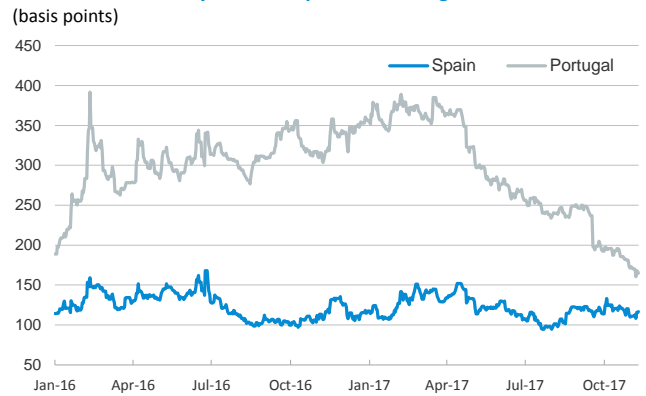
Implied volatility on US stock markets



Yield on 10-year public debt: Spain and Portugal



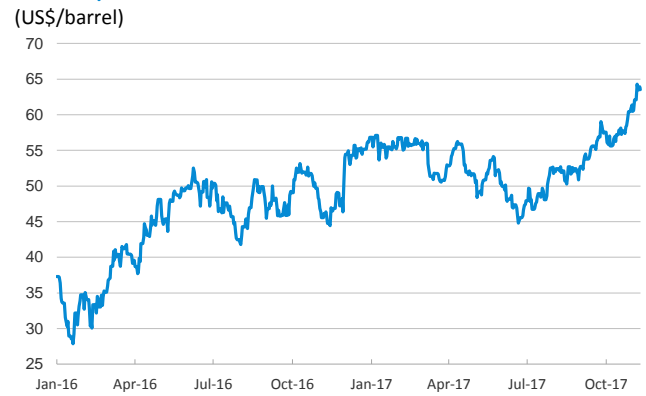
Risk Premium on 10-year debt: Spain and Portugal



Exchange rate: EUR/USD



Brent oil price



Notice regarding publication of the CaixaBank "Daily Report".

The "Daily Report" is a publication by CaixaBank Research that contains information and opinions from sources considered to be reliable. This document is for informative purposes only and CaixaBank is not liable in any way for any use made thereof. The opinions and estimates are those of the CaixaBank Research and are liable to change without prior notice.