

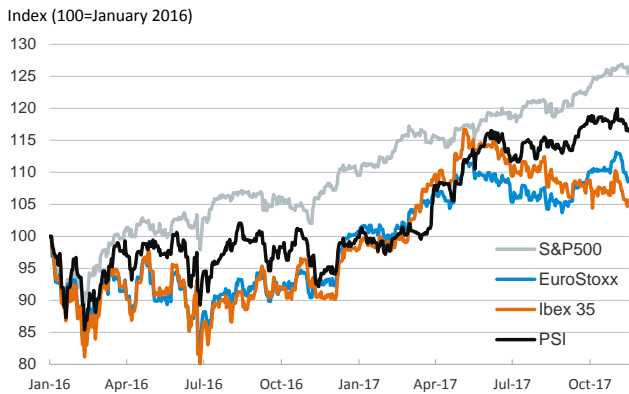
- ▶ Slight rebounds in global stock markets while in sovereign bonds markets, yields increased in the U.S. and risk premium declined slightly in Europe.
- ▶ In the U.S., industrial production rose more than expected in October and jumped by 0.9% month-on-month (September: 0,4%). In India, Moody's raised the sovereign bond rating for the first time since 2004 based on the continued progress in economic and institutional reforms.
- ▶ Finally, Saudi Arabia's Energy Minister said OPEC and its allies should announce an extension of their output curbs when they meet at the end of the month.

Interest Rates (%)	11/16	11/15	Daily Change (basis points)	Weekly Change (basis points)	YTD (basis points)	YoY Change (basis points)
Eurozone						
ECB - Official Interest Rate (Refi)	0,00	0,00	0	0	0	0
Eonia	-0,36	-0,36	0	0	-3	-1
Swap Eonia (10Y)	0,64	0,63	2	1	20	18
3 months (Euribor)	-0,33	-0,33	0	0	-1	-2
12 months (Euribor)	-0,19	-0,19	0	0	-11	-12
Germany - 2-Year Bond	-0,71	-0,71	1	5	6	-7
Germany - 10-Year Bond	0,38	0,38	0	0	17	10
France - 10-Year Bond	0,73	0,73	0	-2	4	-2
Italy - 10-Year Bond	1,83	1,83	0	2	2	-26
Spain - 10-Year Bond	1,54	1,55	-1	1	16	-5
Portugal - 10-Year Bond	1,98	2,00	-2	-7	-179	-176
Risk premium - Spain (10Y)	117	117	-1	1	-1	-15
Risk premium - Portugal (10Y)	160	162	-2	-7	-195	-186
US						
Fed - Upper Bound	1,25	1,25	0	0	50	75
3 months (Libor)	1,42	1,42	0	1	42	51
12 months (Libor)	1,89	1,89	0	1	20	29
2-Year Bond	1,71	1,68	3	8	52	66
10-Year Bond	2,38	2,32	6	4	-6	8
Stock Markets						
	11/16	11/15	Daily Change (%)	Weekly Change (%)	YTD (%)	YoY Change (%)
CaixaBank	4,00	3,98	0,3	2,8	27,3	38,5
BPI	1,15	1,14	1,1	0,7	1,5	1,7
Ibex 35	10089	10014	0,7	-0,5	7,9	15,7
PSI	2940	2942	-0,1	-1,4	16,7	23,6
DAX	13047	12976	0,5	-1,0	13,6	22,1
CAC 40	5336	5301	0,7	-1,3	9,8	17,9
Eurostoxx50	3565	3546	0,5	-1,3	8,3	17,2
FTSE 100	7387	7373	0,2	-1,3	3,4	8,7
S&P 500	2586	2565	0,8	0,0	15,5	18,2
Nasdaq	6793	6706	1,3	0,6	26,2	27,4
Nikkei 225	22397	22351	0,2	-1,3	17,2	25,4
MSCI Emerging Index	1125	1125	0,0	-0,3	30,5	32,8
Shanghai	3383	3399	-0,5	-1,4	9,0	5,4
VIX Index	12	13	-10,4	12,0	-16,2	-11,9
Currencies						
	11/16	11/15	Daily Change (%)	Weekly Change (%)	YTD (%)	YoY Change (%)
EUR/USD	1,177	1,179	-0,2	1,1	11,9	11,0
EUR/JPY	133,07	133,09	0,0	0,7	8,2	13,5
EUR/GBP	0,892	0,895	-0,3	0,7	4,5	4,1
EUR/CHF	1,170	1,165	0,4	1,1	9,1	9,4
USD/JPY	113,06	112,88	0,2	-0,4	-3,3	2,3
USD/CNY	6,63	6,62	0,1	-0,1	-4,5	-3,6
USD/MXN	19,06	19,25	-1,0	0,1	-8,1	-6,7
Commodities						
	11/16	11/15	Daily Change (%)	Weekly Change (%)	YTD (%)	YoY Change (%)
Global Commodities Index	85,7	86,0	-0,4	-2,1	-2,1	3,8
Brent (US\$/barrel)	61,4	61,9	-0,8	-4,0	8,0	31,9
Gold (US\$/ounce)	1278,7	1278,1	0,0	-0,5	11,0	5,3
Metal Index	212,9	214,1	-0,6	-1,5	21,5	20,5
Agricultural Index	255,7	256,2	-0,2	0,1	-2,7	-4,1

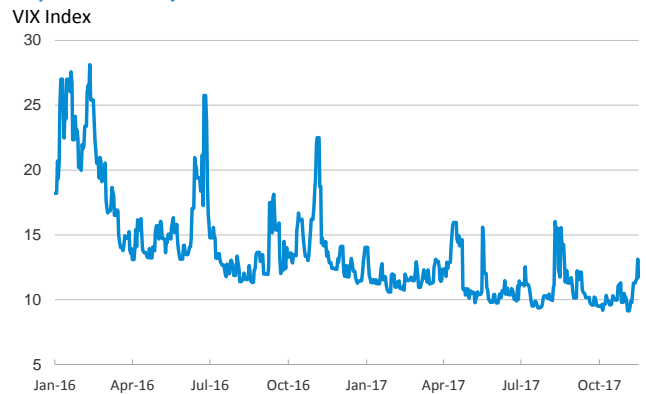
Note (*): one more day for Asian stock markets

Selected Time Series

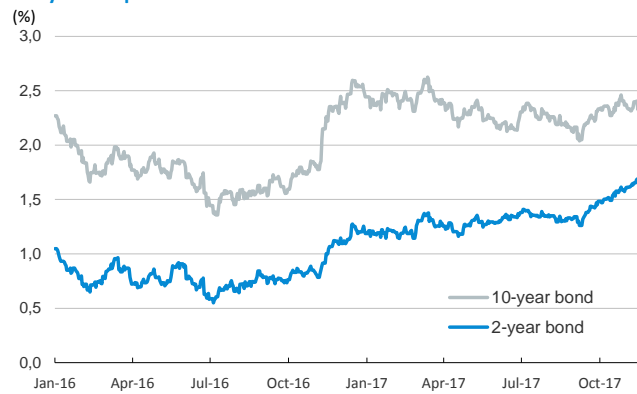
Main advanced stock markets



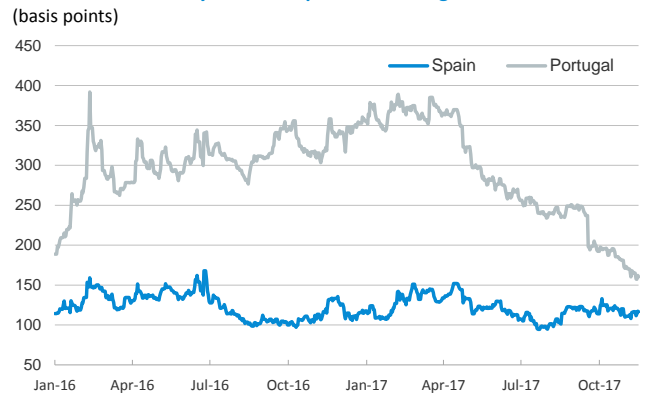
Implied volatility on US stock markets



US: yield on public debt



Risk Premium on 10-year debt: Spain and Portugal



Exchange rate: EUR/USD



Brent oil price



Notice regarding publication of the CaixaBank "Daily Report".

The "Daily Report" is a publication by CaixaBank Research that contains information and opinions from sources considered to be reliable. This document is for informative purposes only and CaixaBank is not liable in any way for any use made thereof. The opinions and estimates are those of the CaixaBank Research and are liable to change without prior notice.