

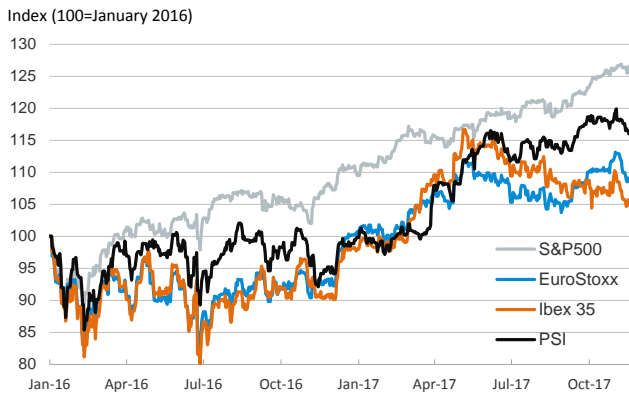
- ▶ Stock markets dipped in the main advanced economies while US and German 10-year sovereign yields declined. In the FX market, the euro-dollar cross edged up and closed near 1.18\$/€
- ▶ Friday's economic calendar was light and investors focused on optimistic comments from ECB President Mario Draghi, who showed confidence on stronger wage growth going forward. This week, the minutes from the last Federal Reserve monetary policy meeting will be released in the US, while in the Euro Area the focus will be on the release of November flash PMIs. Finally, in the UK the Chancellor will present the 2017 Autumn Budget to the Parliament.
- ▶ In oil markets, the barrel of Brent closed at \$62.7.

Interest Rates (%)	11/17	11/16	Daily Change (basis points)	Weekly Change (basis points)	YTD (basis points)	YoY Change (basis points)
Eurozone						
ECB - Official Interest Rate (Refi)	0.00	0.00	0	0	0	0
Eonia	-0.36	-0.36	0	0	-3	-1
Swap Eonia (10Y)	0.63	0.64	-1	-4	19	19
3 months (Euribor)	-0.33	-0.33	0	0	-1	-2
12 months (Euribor)	-0.19	-0.19	0	0	-11	-12
Germany - 2-Year Bond	-0.71	-0.71	-1	3	5	-4
Germany - 10-Year Bond	0.36	0.38	-2	-5	15	9
France - 10-Year Bond	0.71	0.73	-2	-7	2	-5
Italy - 10-Year Bond	1.83	1.83	0	-1	2	-26
Spain - 10-Year Bond	1.56	1.54	1	-2	17	-4
Portugal - 10-Year Bond	1.98	1.98	0	-8	-178	-187
Risk premium - Spain (10Y)	119	117	3	3	2	-13
Risk premium - Portugal (10Y)	162	160	2	-3	-193	-196
US						
Fed - Upper Bound	1.25	1.25	0	0	50	75
3 months (Libor)	1.44	1.44	0	3	44	52
12 months (Libor)	1.91	1.90	1	3	22	29
2-Year Bond	1.72	1.71	1	7	53	65
10-Year Bond	2.34	2.38	-4	-6	-10	-1
Stock Markets	11/17	11/16	Daily Change (%)	Weekly Change (%)	YTD (%)	YoY Change (%)
CaixaBank	3.94*	4.00*	-1.5	1.9	25.4	39.0
BPI	1.14	1.15	-0.8	-0.3	0.7	1.0
Ibex 35	10010	10089	-0.8	-0.8	7.0	16.1
PSI	2928	2940	-0.4	-1.4	16.2	23.2
DAX	12994	13047	-0.4	-1.0	13.2	21.8
CAC 40	5319	5336	-0.3	-1.1	9.4	18.1
Eurostoxx50	3547	3565	-0.5	-1.3	7.8	17.4
FTSE 100	7381	7387	-0.1	-0.7	3.3	8.9
S&P 500	2579	2586	-0.3	-0.1	15.2	18.2
Nasdaq	6783	6793	-0.2	0.5	26.0	27.5
Nikkei 225	22262	22397	-0.6	-0.5	16.5	23.9
MSCI Emerging Index	1136	1136	0.0	1.2	31.8	34.6
Shanghai	3392	3383	0.3	-1.6	9.3	6.2
VIX Index	11	12	-2.8	1.2	-18.6	-11.1
Currencies	11/17	11/16	Daily Change (%)	Weekly Change (%)	YTD (%)	YoY Change (%)
EUR/USD	1.179	1.177	0.2	1.1	12.1	10.5
EUR/JPY	132.17	133.07	-0.7	-0.2	7.5	11.7
EUR/GBP	0.892	0.892	0.0	0.9	4.5	4.4
EUR/CHF	1.166	1.170	-0.4	0.4	8.8	8.4
USD/JPY	112.10	113.06	-0.8	-1.3	-4.2	1.1
USD/CNY	6.63	6.63	-0.1	-0.2	-4.6	-3.8
USD/MXN	18.92	19.06	-0.7	-1.0	-8.7	-7.4
Commodities	11/17	11/16	Daily Change (%)	Weekly Change (%)	YTD (%)	YoY Change (%)
Global Commodities Index	86.8	85.7	1.3	-0.6	-0.9	4.2
Brent (US\$/barrel)	62.7	61.4	2.2	-1.3	10.4	33.6
Gold (US\$/ounce)	1294.2	1278.7	1.2	1.5	12.3	6.9
Metal Index	214.5	212.9	0.8	-0.8	22.4	21.1
Agricultural Index	258.6	255.7	1.1	0.4	-1.6	-3.3

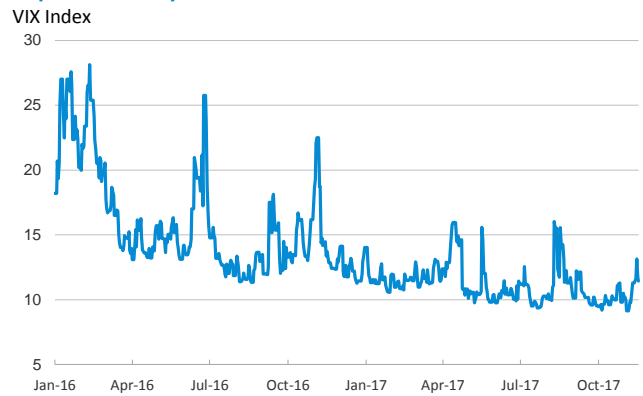
Note (*): one more day for Asian stock markets

Selected Time Series

Main advanced stock markets



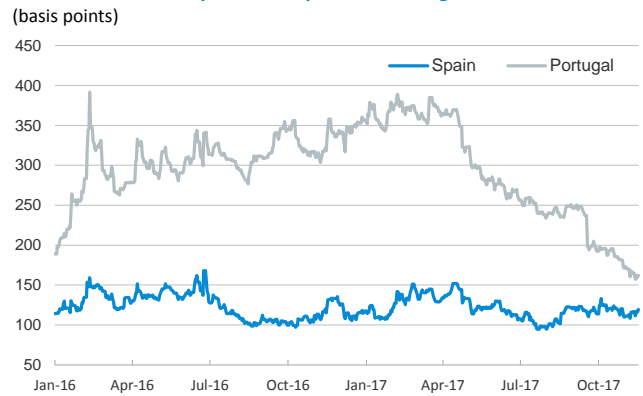
Implied volatility on US stock markets



Yield on 10-year public debt: Spain and Portugal



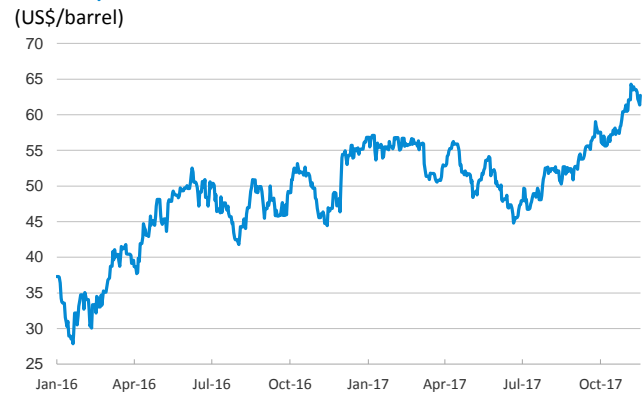
Risk Premium on 10-year debt: Spain and Portugal



Exchange rate: EUR/USD



Brent oil price



Notice regarding publication of the CaixaBank "Daily Report".

The "Daily Report" is a publication by CaixaBank Research that contains information and opinions from sources considered to be reliable. This document is for informative purposes only and CaixaBank is not liable in any way for any use made thereof. The opinions and estimates are those of the CaixaBank Research and are liable to change without prior notice.