

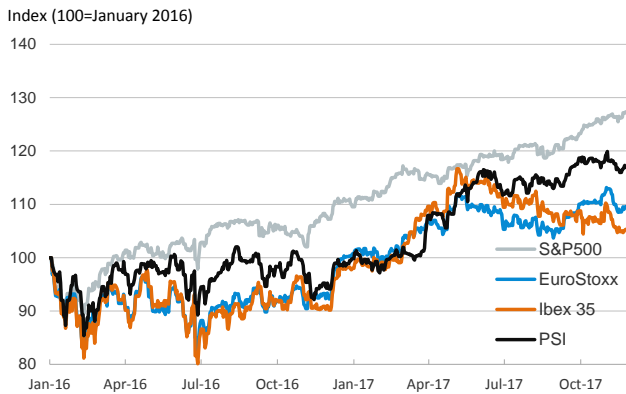
- ▶ Most developed stock markets registered gains despite a new spike in geopolitical tensions as North Korea launched a new intercontinental ballistic missile yesterday.
- ▶ In foreign exchange markets, the dollar appreciated slightly as the U.S. Senate made progress on the tax reform bill.
- ▶ Jerome Powell, the Fed chairman nominee, sent a message of continuity and support for how the Fed operates, regulates and guides the economy at the Senate Banking Committee's hearing on his nomination.
- ▶ Today, investors' attention will focus mainly on the first revision of the third-quarter U.S. GDP.

Interest Rates (%)	11/28	11/27	Daily Change (basis points)	Weekly Change (basis points)	YTD (basis points)	YoY Change (basis points)
<b>Eurozone</b>						
ECB - Official Interest Rate (Refi)	0,00	0,00	0	0	0	0
Eonia	-0,36	-0,37	0	0	-3	-1
Swap Eonia (10Y)	0,62	0,60	2	1	18	24
3 months (Euribor)	-0,33	-0,33	0	0	-1	-2
12 months (Euribor)	-0,19	-0,19	0	0	-10	-11
Germany - 2-Year Bond	-0,70	-0,71	1	2	7	5
Germany - 10-Year Bond	0,34	0,34	0	-1	13	12
France - 10-Year Bond	0,67	0,67	0	0	-1	-3
Italy - 10-Year Bond	1,77	1,78	-1	0	-4	-17
Spain - 10-Year Bond	1,46	1,47	-1	-2	8	-5
Portugal - 10-Year Bond	1,92	1,92	1	1	-184	-169
Risk premium - Spain (10Y)	112	113	-1	-1	-6	-17
Risk premium - Portugal (10Y)	158	157	1	2	-197	-181
<b>US</b>						
Fed - Upper Bound	1,25	1,25	0	0	50	75
3 months (Libor)	1,48	1,48	0	3	48	55
12 months (Libor)	1,94	1,94	0	1	25	30
2-Year Bond	1,75	1,74	1	-2	56	66
10-Year Bond	2,33	2,33	0	-3	-11	4
Stock Markets	11/28	11/27	Daily Change (%)	Weekly Change (%)	YTD (%)	YoY Change (%)
CaixaBank	3,92	3,90	0,4	1,2	24,7	44,1
BPI	1,13	1,13	0,0	0,2	-0,5	-0,4
Ibex 35	10144	10063	0,8	1,5	8,5	17,0
PSI	2961	2947	0,5	0,6	17,5	24,4
DAX	13060	13000	0,5	-0,8	13,7	23,0
CAC 40	5390	5360	0,6	0,5	10,9	18,4
Eurostoxx50	3583	3564	0,5	0,1	8,9	17,9
FTSE 100	7461	7384	1,0	0,7	4,4	10,2
S&P 500	2627	2601	1,0	1,1	17,3	19,2
Nasdaq	6912	6879	0,5	0,7	28,4	28,5
Nikkei 225	22597	22486	0,5	0,3	18,2	23,4
MSCI Emerging Index	1147	1147	0,0	-0,9	33,0	33,6
Shanghai	3338	3334	0,1	-2,7	7,5	1,7
VIX Index	10	10	1,6	3,1	-28,6	-22,2
Currencies	11/28	11/27	Daily Change (%)	Weekly Change (%)	YTD (%)	YoY Change (%)
EUR/USD	1,184	1,190	-0,5	0,9	12,6	11,4
EUR/JPY	132,00	132,18	-0,1	0,0	7,3	10,5
EUR/GBP	0,888	0,893	-0,6	0,1	4,0	3,9
EUR/CHF	1,165	1,168	-0,2	0,1	8,7	8,4
USD/JPY	111,48	111,09	0,4	-0,9	-4,7	-0,8
USD/CNY	6,61	6,60	0,1	-0,3	-4,9	-4,4
USD/MXN	18,54	18,58	-0,2	-1,2	-10,5	-10,2
Commodities	11/28	11/27	Daily Change (%)	Weekly Change (%)	YTD (%)	YoY Change (%)
Global Commodities Index	86,7	86,9	-0,2	0,3	-0,9	2,9
Brent (US\$/barrel)	63,6	63,8	-0,4	1,7	12,0	36,6
Gold (US\$/ounce)	1294,0	1294,6	0,0	1,0	12,3	9,1
Metal Index	213,8	217,4	-1,6	-1,3	22,0	12,9
Agricultural Index	257,1	257,6	-0,2	-0,3	-2,2	-6,1

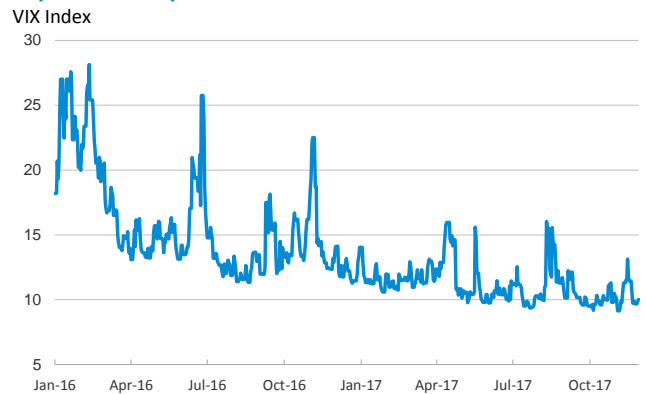
Note (\*): one more day for Asian stock markets

Selected Time Series

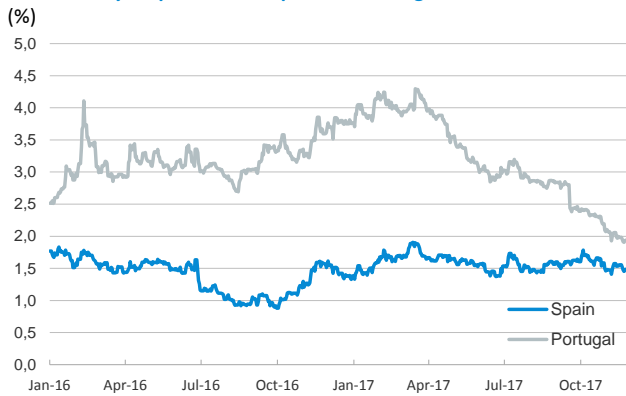
Main advanced stock markets



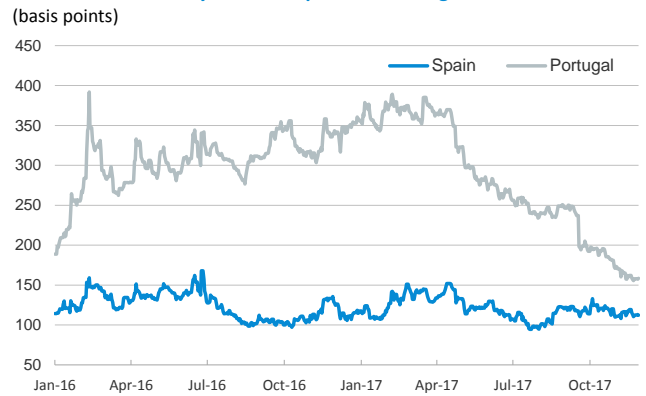
Implied volatility on US stock markets



Yield on 10-year public debt: Spain and Portugal



Risk Premium on 10-year debt: Spain and Portugal



Exchange rate: EUR/USD



Brent oil price



Notice regarding publication of the CaixaBank "Daily Report".

The "Daily Report" is a publication by CaixaBank Research that contains information and opinions from sources considered to be reliable. This document is for informative purposes only and CaixaBank is not liable in any way for any use made thereof. The opinions and estimates are those of the CaixaBank Research and are liable to change without prior notice.