

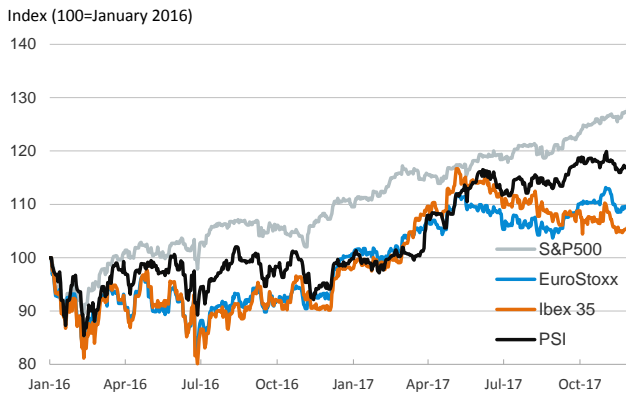
- ▶ Stock markets were mixed yesterday as the technological sector registered losses while the banking sector surged. Long term sovereign bond yields increased, with the yield on 10-year Treasuries climbing to almost 2.4%.
- ▶ In the U.S., GDP growth for the third-quarter was revised upward to 3.3% quarter-on-quarter annualized, a 0.3 percentage points increase compared to the first estimate. In China, the manufacturing PMI increased to 51.8 points in November from 51.4 points in October. Finally in Spain, the consumer price index remained steady at 1.6% year-on-year in November.
- ▶ Today, OPEC countries will meet in Vienna to discuss an extension of their oil production cuts.

Interest Rates (%)	11/29	11/28	Daily Change (basis points)	Weekly Change (basis points)	YTD (basis points)	YoY Change (basis points)
Eurozone						
ECB - Official Interest Rate (Refi)	0,00	0,00	0	0	0	0
Eonia	-0,30	-0,36	6	6	3	4
Swap Eonia (10Y)	0,64	0,62	2	3	19	19
3 months (Euribor)	-0,33	-0,33	0	0	-1	-2
12 months (Euribor)	-0,19	-0,19	0	0	-11	-11
Germany - 2-Year Bond	-0,68	-0,70	2	2	8	4
Germany - 10-Year Bond	0,39	0,34	5	4	18	11
France - 10-Year Bond	0,71	0,67	4	4	3	-4
Italy - 10-Year Bond	1,79	1,77	1	3	-3	-20
Spain - 10-Year Bond	1,49	1,46	2	3	10	-7
Portugal - 10-Year Bond	1,93	1,92	1	3	-183	-178
Risk premium - Spain (10Y)	110	112	-2	0	-8	-18
Risk premium - Portugal (10Y)	155	158	-4	-1	-201	-189
US						
Fed - Upper Bound	1,25	1,25	0	0	50	75
3 months (Libor)	1,48	1,48	0	2	48	55
12 months (Libor)	1,94	1,94	0	1	25	30
2-Year Bond	1,76	1,75	1	3	57	65
10-Year Bond	2,39	2,33	6	7	-5	1
Stock Markets						
	11/29	11/28	Daily Change (%)	Weekly Change (%)	YTD (%)	YoY Change (%)
CaixaBank	4,05	3,92	3,3	3,8	28,9	47,5
BPI	1,13	1,13	0,4	-0,3	-0,1	0,3
Ibex 35	10268	10144	1,2	2,5	9,8	18,2
PSI	2984	2961	0,8	1,1	18,4	24,1
DAX	13062	13060	0,0	0,4	13,8	22,8
CAC 40	5398	5390	0,1	0,8	11,0	17,9
Eurostoxx50	3590	3583	0,2	0,8	9,1	17,6
FTSE 100	7394	7461	-0,9	-0,3	3,5	9,0
S&P 500	2626	2627	0,0	1,1	17,3	19,4
Nasdaq	6824	6912	-1,3	-0,6	26,8	28,2
Nikkei 225	22725	22597	0,6	0,9	18,9	24,1
MSCI Emerging Index	1141	1141	0,0	-1,0	32,4	32,3
Shanghai	3317	3338	-0,6	-1,0	6,9	2,1
VIX Index	11	10	6,7	8,3	-23,8	-19,7
Currencies						
	11/29	11/28	Daily Change (%)	Weekly Change (%)	YTD (%)	YoY Change (%)
EUR/USD	1,185	1,184	0,1	0,2	12,6	12,1
EUR/JPY	132,60	132,00	0,5	0,8	7,8	10,0
EUR/GBP	0,884	0,888	-0,5	-0,4	3,5	4,2
EUR/CHF	1,167	1,165	0,1	0,5	8,8	8,5
USD/JPY	111,93	111,48	0,4	0,6	-4,3	-1,9
USD/CNY	6,62	6,61	0,1	0,1	-4,7	-4,0
USD/MXN	18,56	18,54	0,1	-0,4	-10,4	-9,8
Commodities						
	11/29	11/28	Daily Change (%)	Weekly Change (%)	YTD (%)	YoY Change (%)
Global Commodities Index	86,4	86,7	-0,3	-0,7	-1,2	0,4
Brent (US\$/barrel)	63,1	63,6	-0,8	-0,3	11,1	25,6
Gold (US\$/ounce)	1283,9	1294,0	-0,8	-0,6	11,4	9,4
Metal Index	212,3	213,8	-0,7	-2,5	21,2	16,1
Agricultural Index	258,9	257,1	0,7	-0,3	-1,5	-3,8

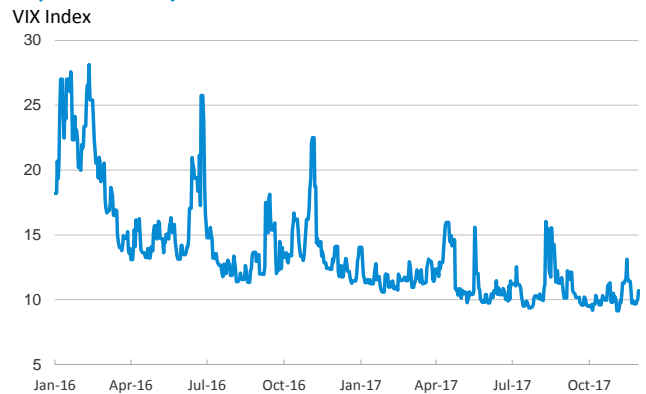
Note (*): one more day for Asian stock markets

Selected Time Series

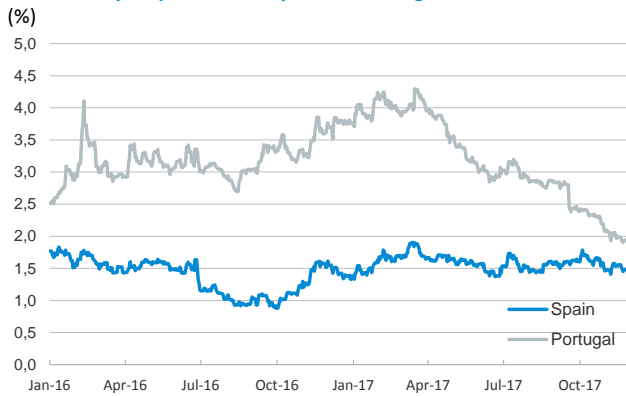
Main advanced stock markets



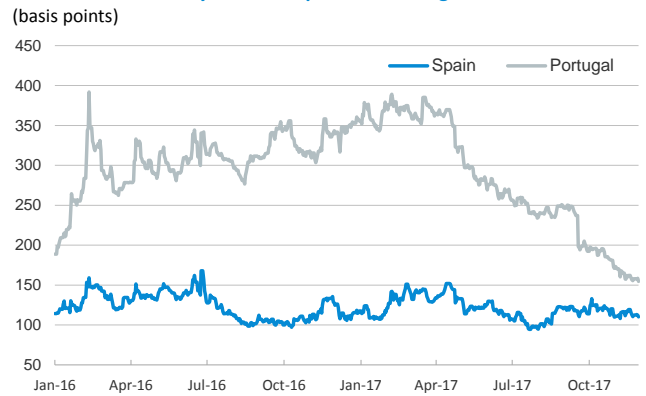
Implied volatility on US stock markets



Yield on 10-year public debt: Spain and Portugal



Risk Premium on 10-year debt: Spain and Portugal



Exchange rate: EUR/USD



Brent oil price



Notice regarding publication of the CaixaBank "Daily Report".

The "Daily Report" is a publication by CaixaBank Research that contains information and opinions from sources considered to be reliable. This document is for informative purposes only and CaixaBank is not liable in any way for any use made thereof. The opinions and estimates are those of the CaixaBank Research and are liable to change without prior notice.