

- ▶ International stock markets were mixed yesterday as the U.S. Senate suspended votes on the tax bill until today after a key compromise to win a majority collapsed. In sovereign bond markets, yields remained relatively steady in the U.S. while they decreased in Europe, especially in peripheral countries.
- ▶ In oil markets, the OPEC and its allies agreed yesterday in Vienna to maintain oil production cuts until the end of 2018, a nine-months extension with respect to the initial deal. Oil prices registered a slight increase and edged closer to 64 dollars per barrel for the Brent.
- ▶ In Spain, third-quarter GDP growth was confirmed at 3.1% year-on-year. In the Eurozone, the unemployment rate decreased to 8.8% in October (September: 8.9%).

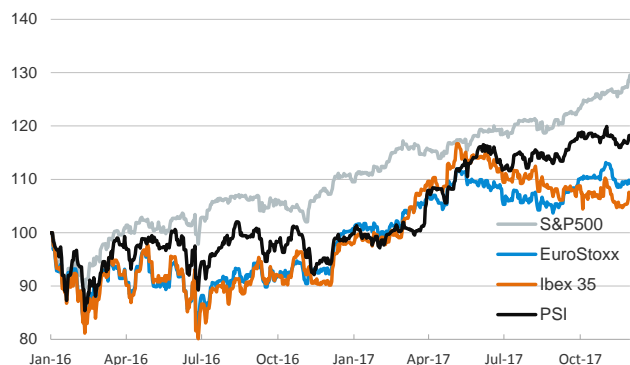
Interest Rates (%)	11/30	11/29	Daily Change (basis points)	Weekly Change (basis points)	YTD (basis points)	YoY Change (basis points)
<b>Eurozone</b>						
ECB - Official Interest Rate (Refi)	0,00	0,00	0	0	0	0
Eonia	-0,24	-0,30	6	12	9	10
Swap Eonia (10Y)	0,64	0,64	1	4	20	10
3 months (Euribor)	-0,33	-0,33	0	0	-1	-2
12 months (Euribor)	-0,19	-0,19	0	0	-11	-11
Germany - 2-Year Bond	-0,68	-0,68	0	1	8	5
Germany - 10-Year Bond	0,37	0,39	-2	2	16	0
France - 10-Year Bond	0,68	0,71	-3	1	0	-13
Italy - 10-Year Bond	1,74	1,79	-4	-3	-7	-31
Spain - 10-Year Bond	1,45	1,49	-4	-2	6	-17
Portugal - 10-Year Bond	1,87	1,93	-6	-5	-189	-189
Risk premium - Spain (10Y)	108	110	-2	-4	-10	-17
Risk premium - Portugal (10Y)	151	155	-4	-7	-205	-189
<b>US</b>						
Fed - Upper Bound	1,25	1,25	0	0	50	75
3 months (Libor)	1,48	1,48	0	2	48	54
12 months (Libor)	1,94	1,94	0	1	25	30
2-Year Bond	1,78	1,76	2	5	59	63
10-Year Bond	2,41	2,39	2	9	-3	-4
<b>Stock Markets</b>						
	11/30	11/29	Daily Change (%)	Weekly Change (%)	YTD (%)	YoY Change (%)
CaixaBank	3,99	4,05	-1,3	2,4	27,2	43,2
BPI	1,14	1,13	0,5	0,3	0,4	0,7
Ibex 35	10211	10268	-0,6	1,8	9,2	17,8
PSI	2985	2984	0,0	0,8	18,4	24,7
DAX	13024	13062	-0,3	0,1	13,4	23,6
CAC 40	5373	5398	-0,5	-0,1	10,5	17,8
Eurostoxx50	3570	3590	-0,6	-0,1	8,5	17,8
FTSE 100	7327	7394	-0,9	-1,2	2,6	8,5
S&P 500	2648	2626	0,8	1,9	18,3	20,8
Nasdaq	6874	6824	0,7	0,1	27,7	30,9
Nikkei 225	22819	22725	0,4	1,2	19,4	23,3
MSCI Emerging Index	1121	1121	0,0	-2,9	30,0	30,6
Shanghai	3318	3317	0,0	-1,1	6,9	1,4
VIX Index	11	11	5,4	14,2	-19,7	-19,8
<b>Currencies</b>						
	11/30	11/29	Daily Change (%)	Weekly Change (%)	YTD (%)	YoY Change (%)
EUR/USD	1,190	1,185	0,5	0,4	13,2	11,8
EUR/JPY	133,96	132,60	1,0	1,6	8,9	10,4
EUR/GBP	0,880	0,884	-0,4	-1,2	3,1	4,0
EUR/CHF	1,171	1,167	0,4	0,6	9,2	8,8
USD/JPY	112,54	111,93	0,5	1,2	-3,8	-1,3
USD/CNY	6,61	6,62	-0,1	0,4	-4,8	-4,0
USD/MXN	18,63	18,56	0,3	0,0	-10,1	-10,3
<b>Commodities</b>						
	11/30	11/29	Daily Change (%)	Weekly Change (%)	YTD (%)	YoY Change (%)
Global Commodities Index	85,7	86,4	-0,9	-1,5	-2,1	-1,1
Brent (US\$/barrel)	63,6	63,1	0,7	0,0	11,9	16,7
Gold (US\$/ounce)	1274,9	1283,9	-0,7	-1,3	10,6	8,9
Metal Index	210,5	212,3	-0,8	-3,3	20,2	14,2
Agricultural Index	258,0	258,9	-0,4	-0,6	-1,8	-3,7

Note (\*): one more day for Asian stock markets

## Selected Time Series

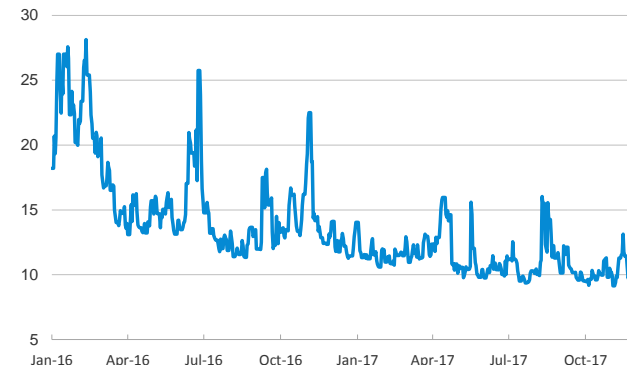
### Main advanced stock markets

Index (100=January 2016)



### Implied volatility on US stock markets

VIX Index



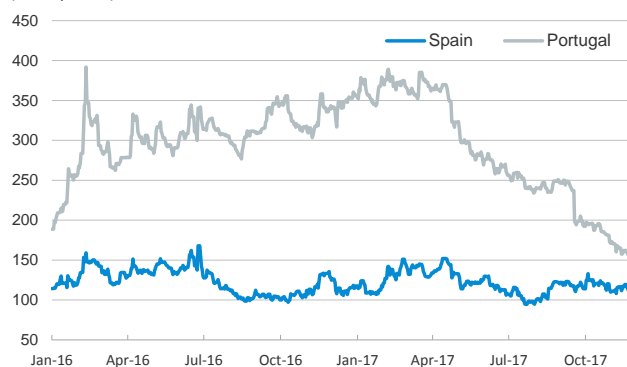
### Yield on 10-year public debt: Spain and Portugal

(%)



### Risk Premium on 10-year debt: Spain and Portugal

(basis points)



### Exchange rate: EUR/USD

(Dollars per euro)



### Brent oil price

(US\$/barrel)



Notice regarding publication of the CaixaBank "Daily Report".

The "Daily Report" is a publication by CaixaBank Research that contains information and opinions from sources considered to be reliable. This document is for informative purposes only and CaixaBank is not liable in any way for any use made thereof. The opinions and estimates are those of the CaixaBank Research and are liable to change without prior notice.