

- ▶ International stock markets were mixed with slight losses in Europe and relative stability in the U.S., as the economic calendar was light yesterday. In sovereign bond markets, yields decreased slightly especially in Europe.
- ▶ In Germany, industrial output unexpectedly shrank for a second consecutive month in October as it decreased by 1.4% month-on-month (September: -0.9%).
- ▶ In oil markets, oil price registered its largest decrease in two months as U.S. gasoline stockpiles expanded more than expected, offsetting a third weekly decline in crude inventories. As a consequence, the Brent closed just above 61 dollars a barrel.
- ▶ In the coming days, investors' attention will mainly focus on the U.S. job report for November that will be published on Friday.

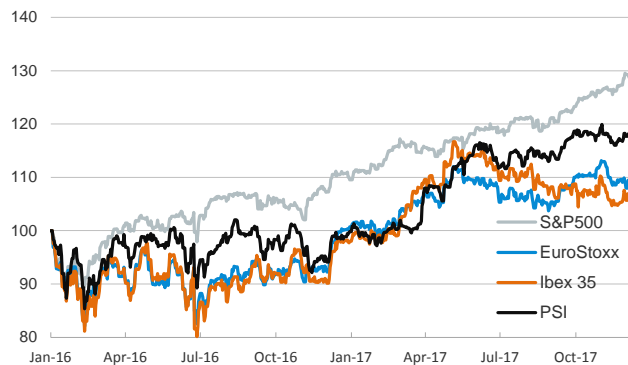
Interest Rates (%)	12/6	12/5	Daily Change (basis points)	Weekly Change (basis points)	YTD (basis points)	YoY Change (basis points)
Eurozone						
ECB - Official Interest Rate (Refi)	0,00	0,00	0	0	0	0
Eonia	-0,33	-0,32	0	-3	0	2
Swap Eonia (10Y)	0,59	0,59	0	-5	14	6
3 months (Euribor)	-0,33	-0,33	0	0	-1	-1
12 months (Euribor)	-0,19	-0,19	0	0	-11	-11
Germany - 2-Year Bond	-0,75	-0,73	-2	-6	2	-8
Germany - 10-Year Bond	0,30	0,32	-3	-9	9	-5
France - 10-Year Bond	0,61	0,62	-1	-10	-7	-15
Italy - 10-Year Bond	1,72	1,70	2	-7	-9	-17
Spain - 10-Year Bond	1,43	1,41	2	-5	5	1
Portugal - 10-Year Bond	1,88	1,89	-1	-5	-188	-163
Risk premium - Spain (10Y)	114	109	5	4	-4	6
Risk premium - Portugal (10Y)	159	157	2	4	-197	-158
US						
Fed - Upper Bound	1,25	1,25	0	0	50	75
3 months (Libor)	1,52	1,52	0	4	52	57
12 months (Libor)	1,99	1,99	0	5	30	34
2-Year Bond	1,81	1,82	-1	5	62	72
10-Year Bond	2,34	2,35	-1	-5	-10	0
Stock Markets						
	12/6	12/5	Daily Change (%)	Weekly Change (%)	YTD (%)	YoY Change (%)
CaixaBank	3,85	3,90	-1,2	-4,7	22,7	23,6
BPI	1,13	1,13	-0,1	0,0	-0,1	0,0
Ibex 35	10184	10211	-0,3	-0,8	8,9	13,7
PSI	2979	2987	-0,3	-0,2	18,2	20,7
DAX	12999	13049	-0,4	-0,5	13,2	18,3
CAC 40	5374	5376	0,0	-0,4	10,5	14,5
Eurostoxx50	3562	3571	-0,3	-0,8	8,2	13,3
FTSE 100	7348	7328	0,3	-0,6	2,9	6,5
S&P 500	2629	2630	0,0	0,1	17,4	17,3
Nasdaq	6776	6762	0,2	-0,7	25,9	25,6
Nikkei 225	22498	22177	1,4	-1,0	17,7	21,6
MSCI Emerging Index	1101	1101	0,0	-1,7	27,7	26,9
Shanghai	3270	3294	-0,7	-1,4	5,4	1,5
VIX Index	11	11	-2,7	3,0	-21,5	-9,8
Currencies						
	12/6	12/5	Daily Change (%)	Weekly Change (%)	YTD (%)	YoY Change (%)
EUR/USD	1,180	1,183	-0,3	-0,4	12,2	9,7
EUR/JPY	132,45	133,16	-0,5	-0,1	7,7	8,5
EUR/GBP	0,881	0,880	0,1	-0,3	3,2	3,5
EUR/CHF	1,168	1,168	0,0	0,1	8,9	7,9
USD/JPY	112,29	112,60	-0,3	0,3	-4,0	-1,1
USD/CNY	6,61	6,62	-0,1	0,0	-4,8	-3,8
USD/MXN	18,87	18,77	0,5	1,6	-9,0	-7,1
Commodities						
	12/6	12/5	Daily Change (%)	Weekly Change (%)	YTD (%)	YoY Change (%)
Global Commodities Index	84,1	85,0	-1,1	-2,7	-3,9	-4,1
Brent (US\$/barrel)	61,2	62,9	-2,6	-3,0	7,7	15,5
Gold (US\$/ounce)	1263,3	1265,9	-0,2	-1,6	9,6	7,2
Metal Index	205,0	205,9	-0,4	-3,4	17,0	9,5
Agricultural Index	257,1	259,4	-0,9	-0,7	-2,2	-4,7

Note (*): one more day for Asian stock markets

Selected Time Series

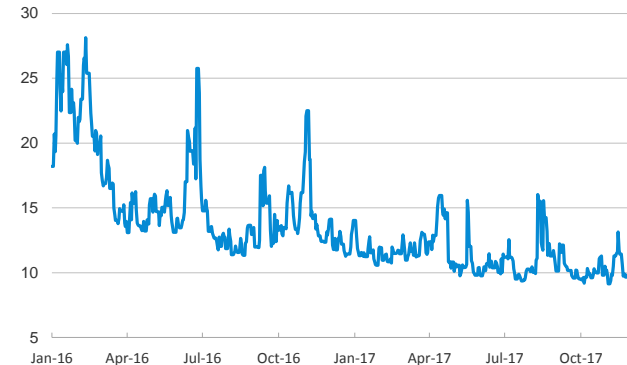
Main advanced stock markets

Index (100=January 2016)



Implied volatility on US stock markets

VIX Index



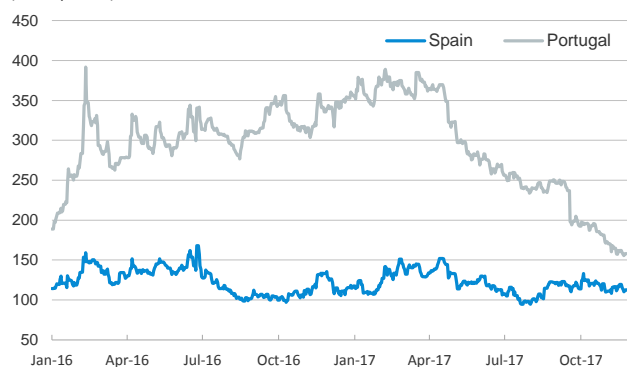
Yield on 10-year public debt: Spain and Portugal

(%)



Risk Premium on 10-year debt: Spain and Portugal

(basis points)



Exchange rate: EUR/USD

(Dollars per euro)



Brent oil price

(US\$/barrel)



Notice regarding publication of the CaixaBank "Daily Report".

The "Daily Report" is a publication by CaixaBank Research that contains information and opinions from sources considered to be reliable. This document is for informative purposes only and CaixaBank is not liable in any way for any use made thereof. The opinions and estimates are those of the CaixaBank Research and are liable to change without prior notice.