

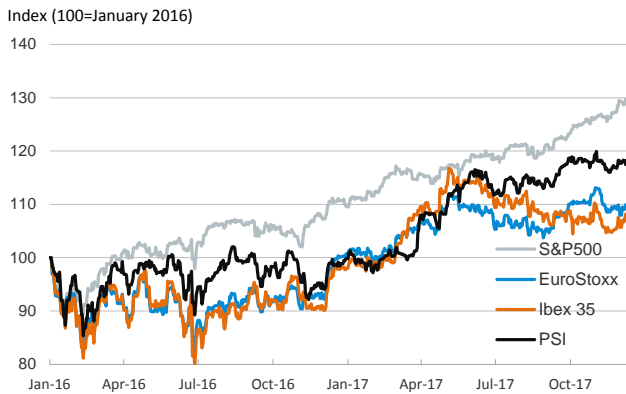
- ▶ U.S. and European stock markets advanced in a session with few macroeconomic data releases. In fixed-income markets, sovereign yields edged up ahead of today's (Fed) and tomorrow's (ECB and BoE) monetary policy meetings.
- ▶ December German ZEW investor sentiment declined to 17.4 points (from 18.7 in November), but remains at a high level and points at a solid pace of growth in Q4. In the U.K., headline CPI inflation stood at 3.1% in November.
- ▶ In commodity markets, the price of oil retraced from Monday's spike and the barrel of Brent closed again at \$63.

Interest Rates (%)	12/12	12/11	Daily Change (basis points)	Weekly Change (basis points)	YTD (basis points)	YoY Change (basis points)
Eurozone						
ECB - Official Interest Rate (Refi)	0.00	0.00	0	0	0	0
Eonia	-0.35	-0.33	-2	-2	-2	1
Swap Eonia (10Y)	0.61	0.60	1	2	16	6
3 months (Euribor)	-0.33	-0.33	0	0	-1	-1
12 months (Euribor)	-0.19	-0.19	0	0	-11	-11
Germany - 2-Year Bond	-0.74	-0.73	0	-1	3	1
Germany - 10-Year Bond	0.31	0.29	2	-1	11	-5
France - 10-Year Bond	0.64	0.62	2	2	-4	-15
Italy - 10-Year Bond	1.70	1.65	5	0	-11	-17
Spain - 10-Year Bond	1.46	1.41	5	5	8	3
Portugal - 10-Year Bond	1.84	1.80	5	-4	-192	-192
Risk premium - Spain (10Y)	115	112	3	6	-3	8
Risk premium - Portugal (10Y)	153	150	3	-4	-203	-187
US						
Fed - Upper Bound	1.25	1.25	0	0	50	75
3 months (Libor)	1.56	1.56	0	4	56	60
12 months (Libor)	2.01	2.01	0	2	32	36
2-Year Bond	1.83	1.82	1	1	64	67
10-Year Bond	2.40	2.39	1	5	-4	-7
Stock Markets	12/12	12/11	Daily Change (%)	Weekly Change (%)	YTD (%)	YoY Change (%)
CaixaBank	4.01*	4.06*	-1.3	2.8	27.6	22.6
BPI	1.14	1.14	0.4	0.9	0.9	1.1
Ibex 35	10288	10307	-0.2	0.8	10.0	10.3
PSI	2990	2971	0.6	0.1	18.6	18.8
DAX	13184	13124	0.5	1.0	14.8	16.8
CAC 40	5427	5387	0.7	1.0	11.6	13.0
Eurostoxx50	3600	3582	0.5	0.8	9.4	11.2
FTSE 100	7500	7453	0.6	2.4	5.0	7.6
S&P 500	2664	2660	0.2	1.3	19.0	17.3
Nasdaq	6862	6875	-0.2	1.5	27.5	25.6
Nikkei 225	22758	22866	-0.5	2.6	19.1	18.2
MSCI Emerging Index	1112	1112	0.0	1.0	29.0	26.8
Shanghai	3302	3281	0.7	0.3	6.4	4.7
VIX Index	10	9	6.2	-12.4	-29.3	-22.0
Currencies	12/12	12/11	Daily Change (%)	Weekly Change (%)	YTD (%)	YoY Change (%)
EUR/USD	1.174	1.177	-0.2	-0.7	11.6	10.6
EUR/JPY	133.32	133.65	-0.2	0.1	8.4	8.9
EUR/GBP	0.882	0.882	-0.1	0.2	3.3	5.1
EUR/CHF	1.164	1.167	-0.3	-0.3	8.6	8.2
USD/JPY	113.55	113.56	0.0	0.8	-2.9	-1.5
USD/CNY	6.62	6.62	0.0	0.0	-4.7	-4.1
USD/MXN	19.19	19.06	0.7	2.2	-7.4	-5.6
Commodities	12/12	12/11	Daily Change (%)	Weekly Change (%)	YTD (%)	YoY Change (%)
Global Commodities Index	83.4	84.2	-0.9	-1.9	-4.7	-4.7
Brent (US\$/barrel)	tex	64.7	-2.1	0.8	11.5	14.6
Gold (US\$/ounce)	1244.6	1241.9	0.2	-1.7	8.0	7.3
Metal Index	208.5	208.3	0.1	1.3	19.0	13.0
Agricultural Index	250.9	252.2	-0.5	-3.3	-4.5	-6.7

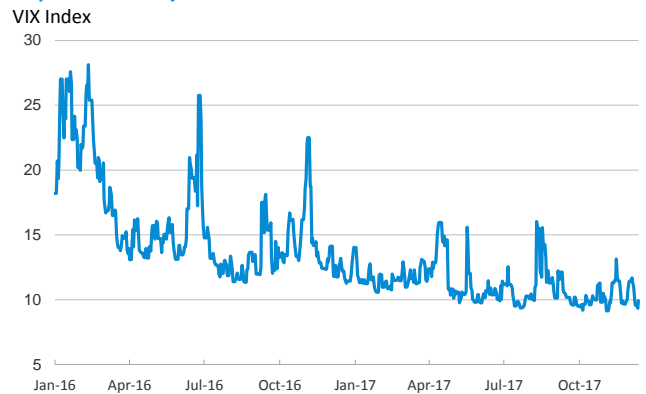
Note (*): one more day for Asian stock markets

Selected Time Series

Main advanced stock markets



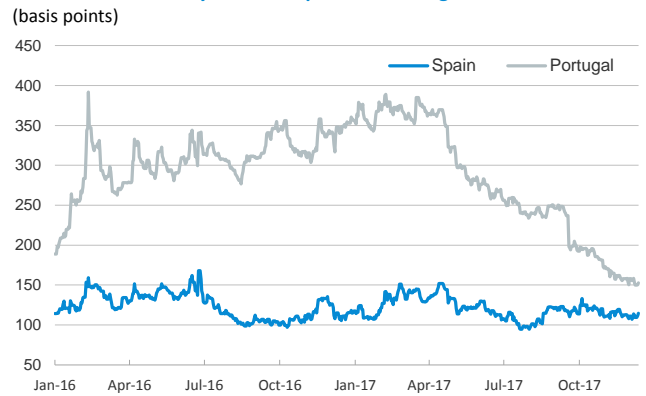
Implied volatility on US stock markets



Yield on 10-year public debt: Spain and Portugal



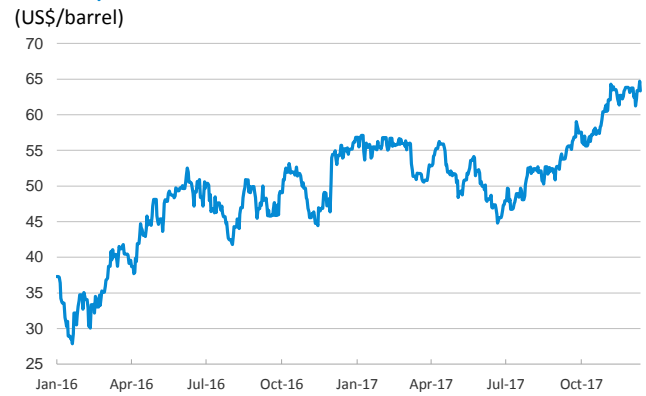
Risk Premium on 10-year debt: Spain and Portugal



Exchange rate: EUR/USD



Brent oil price



Notice regarding publication of the CaixaBank "Daily Report".

The "Daily Report" is a publication by CaixaBank Research that contains information and opinions from sources considered to be reliable. This document is for informative purposes only and CaixaBank is not liable in any way for any use made thereof. The opinions and estimates are those of the CaixaBank Research and are liable to change without prior notice.