

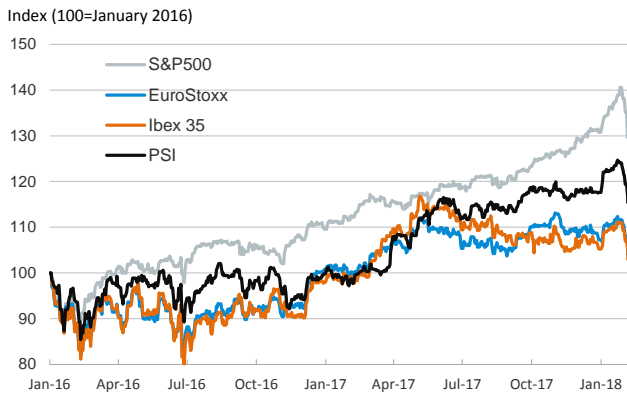
- ▶ European stocks stabilized and closed higher, but U.S. stocks were unsteady and ended Wednesday's session lower. This morning, shares in Japan closed higher while China's stocks fell for a third day.
- ▶ U.S. and German sovereign yields edged higher and Euro Area sovereign spreads declined, while in FX markets the euro weakened against the dollar and closed below \$1.23.
- ▶ Oil prices declined as the U.S. Department of Energy's weekly report showed record crude production from U.S. fields and higher U.S. stockpiles.
- ▶ U.S. Senate leaders reached a budget deal to keep the government funded for two years. In Germany, the CDU/CSU and the SPD reached a coalition deal that will be put to a referendum among the members of the SPD.
- ▶ Today, the BoE holds its first monetary policy meeting of the year.

Interest Rates (%)	2/7	2/6	Daily Change (basis points)	Weekly Change (basis points)	YTD (basis points)	YoY Change (basis points)
Eurozone						
ECB - Official Interest Rate (Refi)	0.00	0.00	0	0	0	0
Eonia	-0.37	-0.37	0	-1	-2	-2
Swap Eonia (10Y)	0.94	0.92	2	5	25	44
3 months (Euribor)	-0.33	-0.33	0	0	0	0
12 months (Euribor)	-0.19	-0.19	0	0	-1	-9
Germany - 2-Year Bond	-0.54	-0.57	2	-2	8	25
Germany - 10-Year Bond	0.75	0.69	5	5	32	45
France - 10-Year Bond	0.98	0.95	3	2	20	-2
Italy - 10-Year Bond	1.94	1.98	-4	-8	-6	-29
Spain - 10-Year Bond	1.42	1.43	-1	-1	-15	-28
Portugal - 10-Year Bond	2.01	2.06	-5	5	7	-210
Risk premium - Spain (10Y)	67	73	-6	-6	-47	-73
Risk premium - Portugal (10Y)	127	137	-10	0	-25	-255
US						
Fed - Upper Bound	1.50	1.50	0	0	0	75
3 months (Libor)	1.80	1.79	1	2	11	77
12 months (Libor)	2.29	2.28	1	2	18	59
2-Year Bond	2.12	2.11	1	-2	24	98
10-Year Bond	2.84	2.80	4	14	43	50
Stock Markets	2/7	2/6	Daily Change (%)	Weekly Change (%)	YTD (%)	YoY Change (%)
CaixaBank	4.18*	4.10*	2.1	-3.8	7.5	24.4
BPI	1.29	1.27	1.9	-3.4	10.0	22.9
Ibex 35	9977	9810	1.7	-4.5	-0.7	6.9
PSI	2967	2908	2.0	-3.3	-0.1	19.0
DAX	12590	12393	1.6	-4.5	-2.5	9.1
CAC 40	5256	5162	1.8	-4.1	-1.1	10.3
Eurostoxx50	3455	3395	1.8	-4.3	-1.4	6.7
FTSE 100	7279	7141	1.9	-3.4	-5.3	1.3
S&P 500	2682	2695	-0.5	-5.0	0.3	16.9
Nasdaq	7052	7116	-0.9	-4.9	2.2	24.1
Nikkei 225	21891	21645	1.1	-6.8	-3.8	15.2
MSCI Emerging Index	1173	1173	0.0	-6.0	1.3	27.3
Shanghai	3263	3309	-1.4	-5.3	-1.3	3.0
VIX Index	28	30	-7.5	104.8	151.2	142.2
Currencies	2/7	2/6	Daily Change (%)	Weekly Change (%)	YTD (%)	YoY Change (%)
EUR/USD	1.226	1.238	-0.9	-1.2	2.2	14.8
EUR/JPY	134.09	135.60	-1.1	-1.1	-0.9	12.5
EUR/GBP	0.884	0.887	-0.4	1.0	-0.5	3.5
EUR/CHF	1.158	1.159	-0.1	0.2	-1.1	8.9
USD/JPY	109.33	109.56	-0.2	0.1	-3.0	-2.0
USD/CNY	6.28	6.29	-0.2	-0.2	-3.5	-7.7
USD/MXN	18.80	18.61	1.0	1.1	-4.4	-8.4
Commodities	2/7	2/6	Daily Change (%)	Weekly Change (%)	YTD (%)	YoY Change (%)
Global Commodities Index	87.1	88.2	-1.2	-3.0	-1.2	-1.4
Brent (US\$/barrel)	65.5	66.9	-2.0	-5.1	-2.0	18.8
Gold (US\$/ounce)	1318.5	1324.1	-0.4	-2.0	1.2	5.8
Metal Index	222.5	227.2	-2.1	-3.4	-3.3	19.9
Agricultural Index	259.4	257.9	0.6	0.7	1.8	-5.6

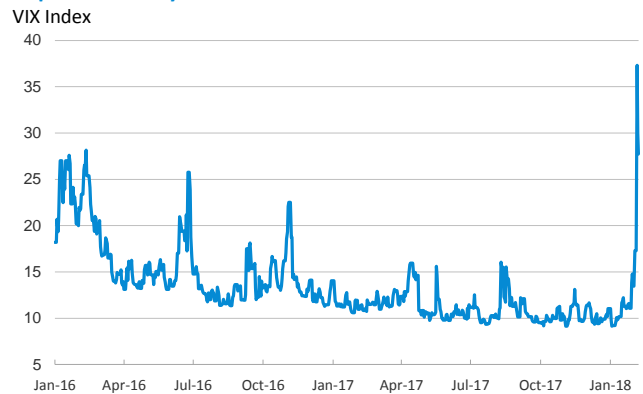
Note (*): one more day for Asian stock markets

Selected Time Series

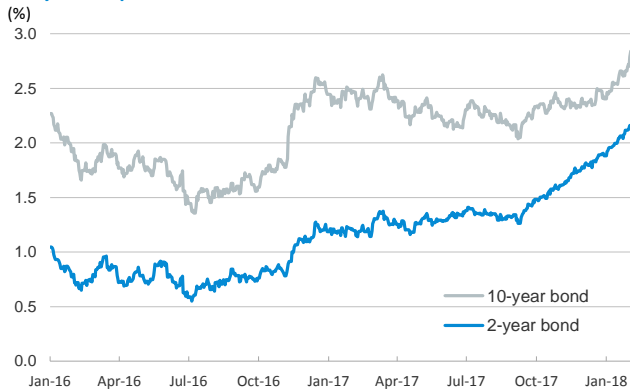
Main advanced stock markets



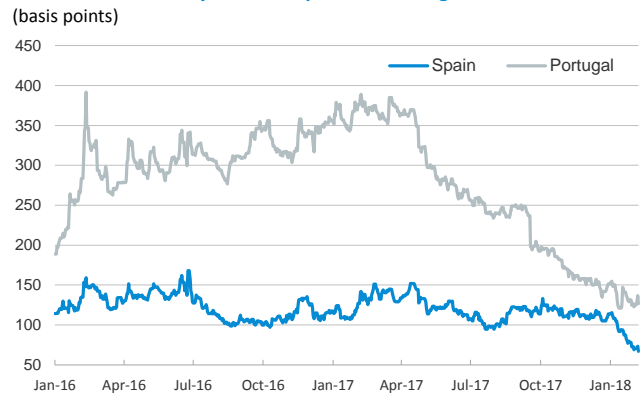
Implied volatility on US stock markets



US: yield on public debt



Risk Premium on 10-year debt: Spain and Portugal



Exchange rate: EUR/USD



Brent oil price



Notice regarding publication of the CaixaBank "Daily Report".

The "Daily Report" is a publication by CaixaBank Research that contains information and opinions from sources considered to be reliable. This document is for informative purposes only and CaixaBank is not liable in any way for any use made thereof. The opinions and estimates are those of the CaixaBank Research and are liable to change without prior notice.