

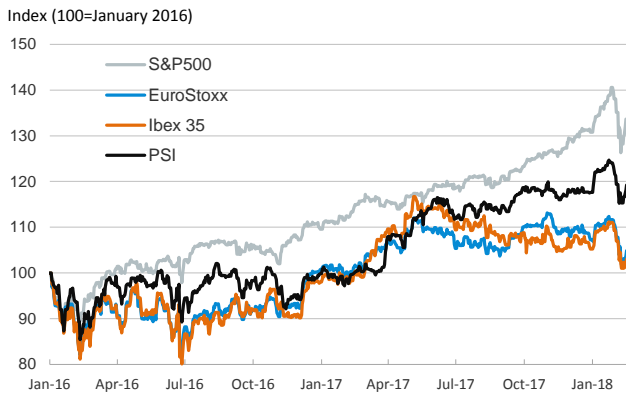
- ▶ Yesterday, European stock markets registered slight declines while U.S. markets were closed for the Presidents' Day Holiday. Yields on European sovereign bond markets increased slightly and risks premiums remained relatively stable.
- ▶ The macroeconomic agenda was very light during the first day of the week. Investors are awaiting the minutes from the Federal Reserve's latest meeting that will be released on Wednesday.
- ▶ In FX markets, the euro remained unchanged at 1.24 dollars while in commodities markets, Brent oil price increased above 65 dollars per barrel as OPEC and Russia discussed a possible cooperation beyond the end of this year.

Interest Rates (%)	2/19	2/16	Daily Change (basis points)	Weekly Change (basis points)	YTD (basis points)	YoY Change (basis points)
Eurozone						
ECB - Official Interest Rate (Refi)	0,00	0,00	0	0	0	0
Eonia	-0,37	-0,37	0	-1	-2	-1
Swap Eonia (10Y)	0,96	0,95	1	-2	26	46
3 months (Euribor)	-0,33	-0,33	0	0	0	0
12 months (Euribor)	-0,19	-0,19	0	0	-1	-8
Germany - 2-Year Bond	-0,57	-0,57	0	1	6	24
Germany - 10-Year Bond	0,74	0,71	3	-2	31	43
France - 10-Year Bond	0,99	0,95	4	0	21	-4
Italy - 10-Year Bond	2,04	1,98	6	1	3	-14
Spain - 10-Year Bond	1,51	1,46	5	3	-6	-13
Portugal - 10-Year Bond	2,02	2,01	2	-6	8	-201
Risk premium - Spain (10Y)	78	76	2	5	-36	-56
Risk premium - Portugal (10Y)	129	130	-1	-3	-23	-244
US						
Fed - Upper Bound	1,50	1,50	0	0	0	75
3 months (Libor)	1,88	1,88	0	5	19	83
12 months (Libor)	2,39	2,39	0	7	28	65
2-Year Bond	2,19	2,19	0	11	31	100
10-Year Bond	2,87	2,87	0	1	46	46
Stock Markets	2/19	2/16	Daily Change (%)	Weekly Change (%)	YTD (%)	YoY Change (%)
CaixaBank	4,07	4,02	1,2	0,0	4,7	20,9
BPI	1,23	1,22	0,7	-2,1	4,7	28,9
Ibex 35	9806	9832	-0,3	0,4	-2,4	3,2
PSI	2982	3010	-0,9	1,3	0,4	17,6
DAX	12386	12452	-0,5	0,8	-4,1	5,3
CAC 40	5256	5282	-0,5	2,3	-1,1	8,0
Eurostoxx50	3408	3427	-0,6	1,2	-2,7	3,0
FTSE 100	7248	7295	-0,6	1,0	-5,7	-0,7
S&P 500	2732	2732	0,0	2,9	2,2	16,2
Nasdaq	7239	7239	0,0	3,7	4,9	24,0
Nikkei 225	22149	21720	2,0	3,6	-2,7	15,2
MSCI Emerging Index	1201	1200	0,1	4,1	3,7	27,9
Shanghai	3199	3199	0,0	1,4	-3,3	-0,1
VIX Index	19	19	0,0	-24,0	76,3	69,4
Currencies	2/19	2/16	Daily Change (%)	Weekly Change (%)	YTD (%)	YoY Change (%)
EUR/USD	1,241	1,241	0,0	0,9	3,3	16,9
EUR/JPY	132,26	131,88	0,3	-1,0	-2,2	10,4
EUR/GBP	0,89	0,88	0,3	-0,2	-0,2	3,5
EUR/CHF	1,15	1,15	0,1	-0,1	-1,5	8,3
USD/JPY	106,59	106,21	0,4	-1,9	-5,4	-5,5
USD/CNY	6,34	6,34	0,0	0,2	-2,5	-7,6
USD/MXN	18,53	18,52	0,0	-0,4	-5,7	-9,3
Commodities	2/19	2/16	Daily Change (%)	Weekly Change (%)	YTD (%)	YoY Change (%)
Global Commodities Index	88,2	88,2	0,0	2,2	0,0	0,1
Brent (US\$/barrel)	65,7	64,8	1,3	4,9	-1,8	17,7
Gold (US\$/ounce)	1346,6	1347,1	0,0	1,8	3,3	9,0
Metal Index	233,6	233,6	0,0	5,3	1,5	21,7
Agricultural Index	265,5	265,5	0,0	0,8	4,2	-4,8

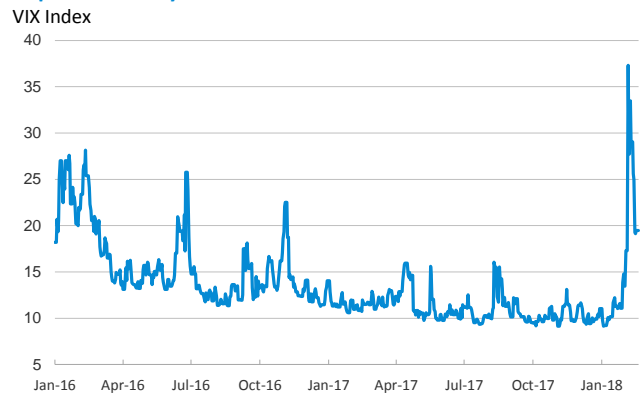
Note (*): one more day for Asian stock markets

Selected Time Series

Main advanced stock markets



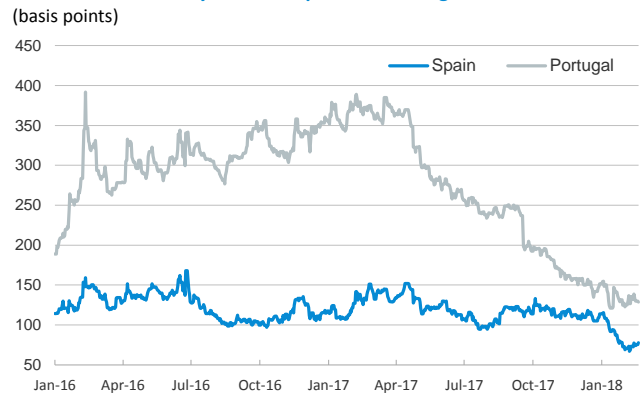
Implied volatility on US stock markets



US: yield on public debt



Risk Premium on 10-year debt: Spain and Portugal



Exchange rate: EUR/USD



Brent oil price



Notice regarding publication of the CaixaBank "Daily Report".

The "Daily Report" is a publication by CaixaBank Research that contains information and opinions from sources considered to be reliable. This document is for informative purposes only and CaixaBank is not liable in any way for any use made thereof. The opinions and estimates are those of the CaixaBank Research and are liable to change without prior notice.