

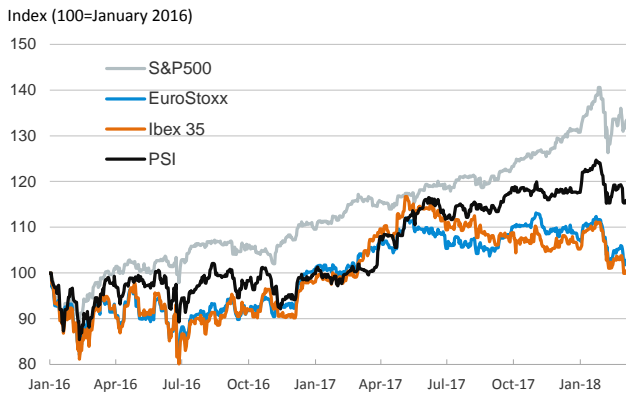
- ▶ U.S. stock markets registered strong gains during the last day of the week due to economic optimism after the publication of the U.S. jobs report that showed a solid increase in employment, with 313,000 jobs created in February. In Europe, stock markets indices were mixed. In sovereign bonds markets, yields rebounded slightly.
- ▶ In Germany, industrial production increased by 5.5% year-on-year in January (December: 6.2%) while in Spain it increased by only 1.2% (December: 5.8%).
- ▶ In FX markets, the euro remained stable at 1.23 dollars
- ▶ In commodities markets, Brent oil prices increased strongly and closed above 65 dollars per barrel due to the higher optimism regarding the U.S. economy and a decrease in U.S. oil rig counts.

Interest Rates (%)	3/9	3/8	Daily Change (basis points)	Weekly Change (basis points)	YTD (basis points)	YoY Change (basis points)
<b>Eurozone</b>						
ECB - Official Interest Rate (Refi)	0.00	0.00	0	0	0	0
Eonia	-0.36	-0.36	0	0	-2	-1
Swap Eonia (10Y)	0.88	0.86	2	-1	19	22
3 months (Euribor)	-0.33	-0.33	0	0	0	0
12 months (Euribor)	-0.19	-0.19	0	0	-1	-8
Germany - 2-Year Bond	-0.56	-0.56	1	0	7	30
Germany - 10-Year Bond	0.65	0.63	2	0	22	22
France - 10-Year Bond	0.89	0.86	3	-3	11	-19
Italy - 10-Year Bond	2.01	1.98	2	4	0	-30
Spain - 10-Year Bond	1.44	1.41	3	-11	-13	-40
Portugal - 10-Year Bond	1.86	1.82	4	-12	-8	-217
Risk premium - Spain (10Y)	79	78	1	-11	-35	-63
Risk premium - Portugal (10Y)	122	120	2	-12	-30	-239
<b>US</b>						
Fed - Upper Bound	1.50	1.50	0	0	0	75
3 months (Libor)	2.09	2.07	2	6	40	97
12 months (Libor)	2.54	2.53	1	4	43	73
2-Year Bond	2.26	2.25	1	2	38	89
10-Year Bond	2.89	2.86	3	3	48	28
Stock Markets	3/9	3/8	Daily Change (%)	Weekly Change (%)	YTD (%)	YoY Change (%)
CaixaBank	3.86	3.88	-0.4	0.4	-0.7	6.7
BPI	1.15	1.16	-1.0	-2.7	-2.1	10.4
Ibex 35	9686	9646	0.4	1.6	-3.6	-3.1
PSI	2971	2943	1.0	2.1	0.1	16.9
DAX	12347	12356	-0.1	3.6	-4.4	3.1
CAC 40	5274	5254	0.4	2.7	-0.7	5.9
Eurostoxx50	3421	3413	0.2	2.9	-2.4	0.3
FTSE 100	7225	7203	0.3	2.2	-6.0	-1.2
S&P 500	2787	2739	1.7	3.5	4.2	17.8
Nasdaq	7561	7428	1.8	4.2	9.5	29.5
Nikkei 225	21469	21368	0.5	1.4	-5.7	11.1
MSCI Emerging Index	1207	1195	1.0	2.1	4.2	30.8
Shanghai	3307	3288	0.6	1.6	0.0	2.8
VIX Index	15	17	-11.5	-25.3	32.6	19.0
Currencies	3/9	3/8	Daily Change (%)	Weekly Change (%)	YTD (%)	YoY Change (%)
EUR/USD	1.231	1.231	0.0	-0.1	2.5	16.4
EUR/JPY	131.46	130.79	0.5	0.9	-2.8	8.1
EUR/GBP	0.89	0.89	-0.3	-0.5	0.1	2.2
EUR/CHF	1.17	1.17	0.0	1.4	0.1	9.4
USD/JPY	106.82	106.23	0.6	1.0	-5.2	-7.1
USD/CNY	6.33	6.34	-0.1	-0.2	-2.6	-8.3
USD/MXN	18.62	18.66	-0.2	-1.1	-5.3	-6.1
Commodities	3/9	3/8	Daily Change (%)	Weekly Change (%)	YTD (%)	YoY Change (%)
Global Commodities Index	88.0	87.6	0.4	-0.2	-0.2	4.0
Brent (US\$/barrel)	65.5	63.6	3.0	1.7	-2.1	25.5
Gold (US\$/ounce)	1323.3	1322.0	0.1	0.0	1.6	10.2
Metal Index	223.6	219.4	1.9	-0.1	-2.8	21.8
Agricultural Index	269.9	273.8	-1.4	-1.9	5.9	0.3

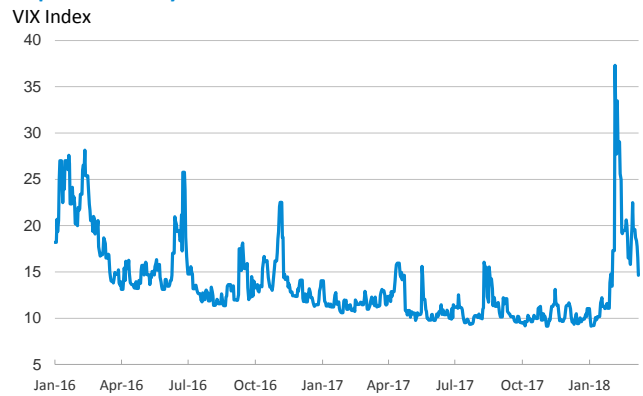
Note (\*): one more day for Asian stock markets

Selected Time Series

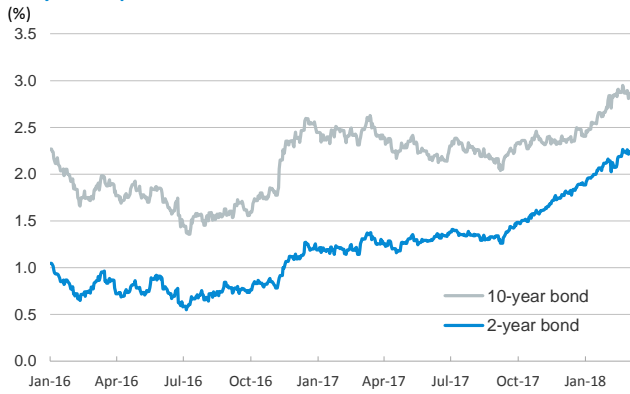
Main advanced stock markets



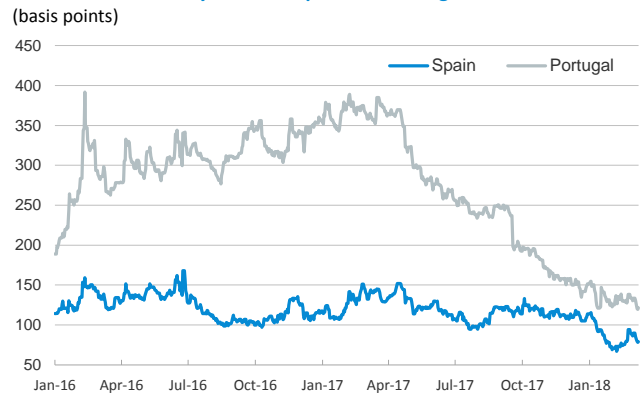
Implied volatility on US stock markets



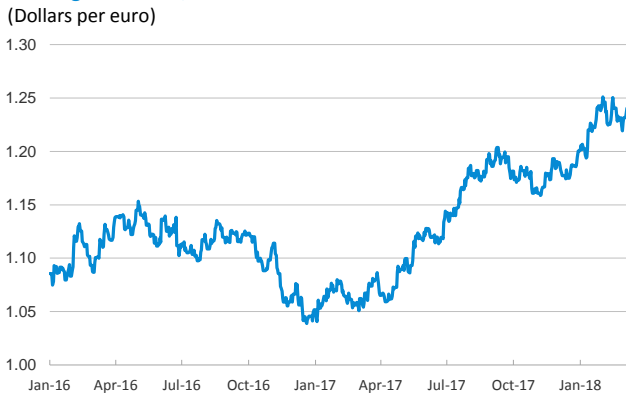
US: yield on public debt



Risk Premium on 10-year debt: Spain and Portugal



Exchange rate: EUR/USD



Brent oil price



Notice regarding publication of the CaixaBank "Daily Report".

The "Daily Report" is a publication by CaixaBank Research that contains information and opinions from sources considered to be reliable. This document is for informative purposes only and CaixaBank is not liable in any way for any use made thereof. The opinions and estimates are those of the CaixaBank Research and are liable to change without prior notice.