

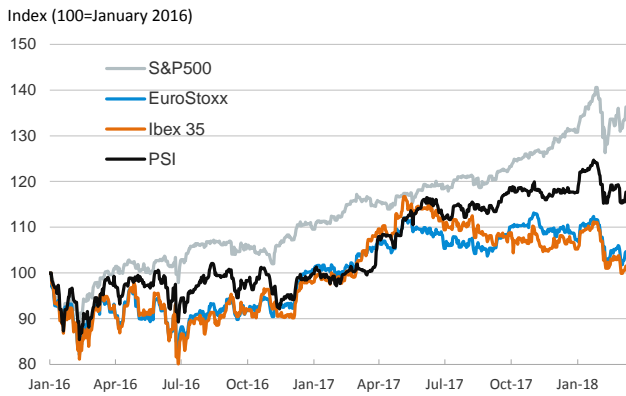
- ▶ Most of the developed stock markets registered small decreases while in sovereign bonds markets, yields continued to decline slightly.
- ▶ In the U.S., inflation report showed prices increases remained contained, with the inflation that increased to 2.2% year-on-year in February, as it was expected by the analysts. Core CPI remained stable at 1.8% year-on-year. In Germany and in Spain, inflation was also stable at 1.4% and 1.1% year-on-year respectively in February.
- ▶ In China, industrial production registered a strong gain in February and increased by 7.2% year-on-year cumulative.
- ▶ In commodities markets, Brent oil prices continued to decline and closed below 65 dollars per barrel.

Interest Rates (%)	3/13	3/12	Daily Change (basis points)	Weekly Change (basis points)	YTD (basis points)	YoY Change (basis points)
Eurozone						
ECB - Official Interest Rate (Refi)	0.00	0.00	0	0	0	0
Eonia	-0.36	-0.36	0	0	-2	-1
Swap Eonia (10Y)	0.84	0.86	-2	-7	15	14
3 months (Euribor)	-0.33	-0.33	0	0	0	0
12 months (Euribor)	-0.19	-0.19	0	0	-1	-8
Germany - 2-Year Bond	-0.58	-0.57	0	-3	5	23
Germany - 10-Year Bond	0.62	0.63	-1	-6	19	15
France - 10-Year Bond	0.86	0.87	-1	-7	8	-23
Italy - 10-Year Bond	1.99	2.00	-1	0	-2	-37
Spain - 10-Year Bond	1.40	1.41	-1	-9	-17	-51
Portugal - 10-Year Bond	1.80	1.82	-2	-12	-14	-221
Risk premium - Spain (10Y)	78	77	1	-4	-36	-66
Risk premium - Portugal (10Y)	118	119	-1	-6	-33	-236
US						
Fed - Upper Bound	1.50	1.50	0	0	0	75
3 months (Libor)	2.11	2.11	0	6	42	98
12 months (Libor)	2.56	2.56	0	5	45	74
2-Year Bond	2.25	2.26	-1	0	37	88
10-Year Bond	2.84	2.87	-3	-5	43	21
Stock Markets						
	3/13	3/12	Daily Change (%)	Weekly Change (%)	YTD (%)	YoY Change (%)
CaixaBank	3.89*	3.87*	0.3	0.5	-0.1	3.4
BPI	1.14	1.14	-0.2	-2.7	-2.8	9.3
Ibex 35	9692	9728	-0.4	1.1	-3.5	-3.0
PSI	2983	2986	-0.1	2.1	0.4	17.8
DAX	12221	12418	-1.6	0.9	-5.4	1.9
CAC 40	5243	5277	-0.6	1.4	-1.3	4.9
Eurostoxx50	3397	3429	-0.9	1.2	-3.0	-0.5
FTSE 100	7139	7215	-1.1	-0.1	-7.1	-3.1
S&P 500	2765	2783	-0.6	1.4	3.4	16.5
Nasdaq	7511	7588	-1.0	1.9	8.8	27.8
Nikkei 225	21968	21824	0.7	2.6	-3.5	11.9
MSCI Emerging Index	1224	1222	0.1	2.5	5.6	30.4
Shanghai	3310	3327	-0.5	0.6	0.1	2.3
VIX Index	16	16	3.6	-10.9	48.1	44.1
Currencies						
	3/13	3/12	Daily Change (%)	Weekly Change (%)	YTD (%)	YoY Change (%)
EUR/USD	1.239	1.233	0.5	-0.1	3.2	16.3
EUR/JPY	132.05	131.26	0.6	0.3	-2.4	7.9
EUR/GBP	0.89	0.89	0.0	-0.7	-0.1	1.8
EUR/CHF	1.17	1.17	0.1	0.2	-0.1	9.0
USD/JPY	106.58	106.42	0.2	0.4	-5.4	-7.2
USD/CNY	6.32	6.33	-0.1	0.1	-2.8	-8.6
USD/MXN	18.61	18.59	0.1	-0.7	-5.4	-5.2
Commodities						
	3/13	3/12	Daily Change (%)	Weekly Change (%)	YTD (%)	YoY Change (%)
Global Commodities Index	87.9	87.7	0.2	-1.3	-0.3	4.2
Brent (US\$/barrel)	64.6	65.0	-0.5	-1.7	-3.3	25.9
Gold (US\$/ounce)	1326.5	1323.1	0.3	-0.6	1.8	10.2
Metal Index	223.5	221.5	0.9	-0.6	-2.9	20.2
Agricultural Index	270.6	269.9	0.2	-2.0	6.2	1.6

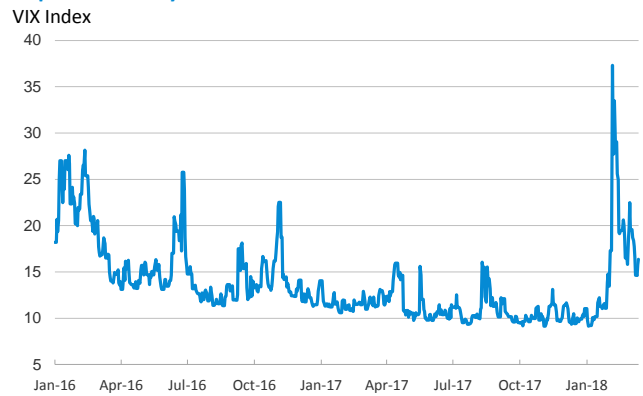
Note (*): one more day for Asian stock markets

Selected Time Series

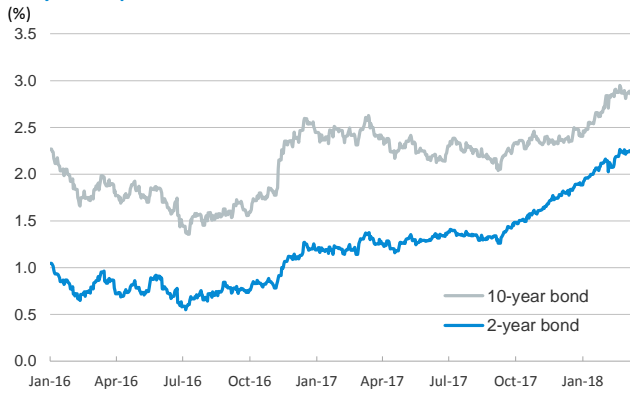
Main advanced stock markets



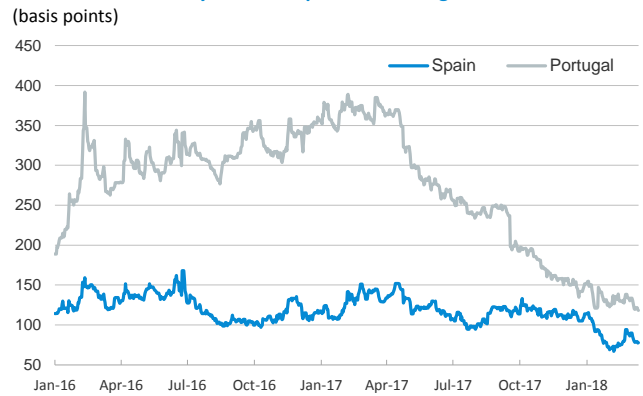
Implied volatility on US stock markets



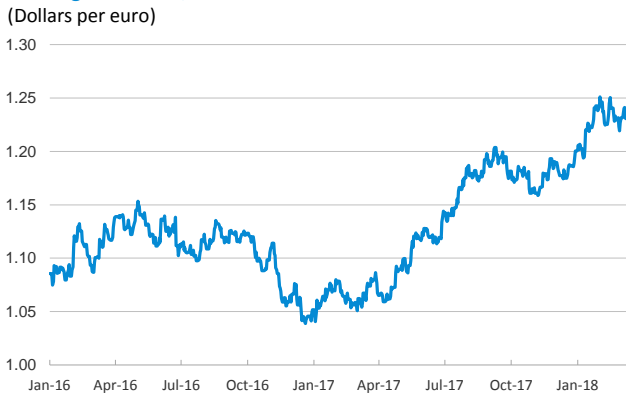
US: yield on public debt



Risk Premium on 10-year debt: Spain and Portugal



Exchange rate: EUR/USD



Brent oil price



Notice regarding publication of the CaixaBank "Daily Report".

The "Daily Report" is a publication by CaixaBank Research that contains information and opinions from sources considered to be reliable. This document is for informative purposes only and CaixaBank is not liable in any way for any use made thereof. The opinions and estimates are those of the CaixaBank Research and are liable to change without prior notice.