

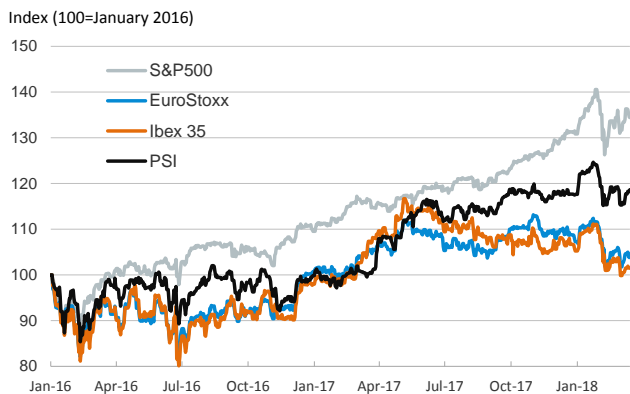
- ▶ Stock markets decreased slightly in the U.S. as investors are still concerned about the changes in the Trump administration. In Europe, most stock market indices registered small gains.
- ▶ In sovereign bond markets, U.S. yields increased while European yields decreased and risk premiums for peripheral countries remained stable.
- ▶ In FX markets, the euro depreciated and closed just above 1.23 dollars.
- ▶ In commodities markets, Brent oil prices went back above 65 dollars per barrel after the International Energy Agency warned of an impending shortfall in global supplies, as a stronger outlook for developed economies will offset weakening expectations for emerging countries.
- ▶ Today, S&P will review the sovereign rating attributed to Portugal.

Interest Rates (%)	3/15	3/14	Daily Change (basis points)	Weekly Change (basis points)	YTD (basis points)	YoY Change (basis points)
Eurozone						
ECB - Official Interest Rate (Refi)	0.00	0.00	0	0	0	0
Eonia	-0.37	-0.36	0	-1	-2	-1
Swap Eonia (10Y)	0.80	0.83	-2	-6	11	19
3 months (Euribor)	-0.33	-0.33	0	0	0	0
12 months (Euribor)	-0.19	-0.19	0	0	-1	-8
Germany - 2-Year Bond	-0.58	-0.58	0	-2	5	24
Germany - 10-Year Bond	0.58	0.59	-2	-5	15	16
France - 10-Year Bond	0.82	0.84	-2	-4	4	-22
Italy - 10-Year Bond	1.98	2.01	-3	0	-2	-31
Spain - 10-Year Bond	1.38	1.40	-2	-3	-19	-46
Portugal - 10-Year Bond	1.79	1.80	-1	-3	-15	-220
Risk premium - Spain (10Y)	81	81	0	3	-33	-62
Risk premium - Portugal (10Y)	121	121	0	2	-30	-236
US						
Fed - Upper Bound	1.50	1.50	0	0	0	50
3 months (Libor)	2.15	2.15	0	8	46	100
12 months (Libor)	2.59	2.59	0	6	48	76
2-Year Bond	2.28	2.26	2	3	40	98
10-Year Bond	2.83	2.82	1	-3	42	34
Stock Markets						
	3/15	3/14	Daily Change (%)	Weekly Change (%)	YTD (%)	YoY Change (%)
CaixaBank	3.82*	3.84*	-0.5	-1.6	-1.9	0.0
BPI	1.13	1.14	-0.5	-2.6	-3.7	7.8
Ibex 35	9684	9689	0.0	0.4	-3.6	-3.0
PSI	2995	2985	0.3	1.7	0.8	19.2
DAX	12346	12238	0.9	-0.1	-4.4	2.8
CAC 40	5267	5233	0.6	0.3	-0.9	5.7
Eurostoxx50	3414	3391	0.7	0.0	-2.6	0.1
FTSE 100	7140	7133	0.1	-0.9	-7.1	-3.1
S&P 500	2747	2749	-0.1	0.3	2.8	15.2
Nasdaq	7482	7497	-0.2	0.7	8.4	26.8
Nikkei 225	21804	21777	0.1	2.0	-4.2	11.4
MSCI Emerging Index	1216	1219	-0.2	1.8	5.0	28.9
Shanghai	3291	3291	0.0	0.1	-0.5	1.5
VIX Index	17	17	-3.7	0.3	50.3	42.6
Currencies						
	3/15	3/14	Daily Change (%)	Weekly Change (%)	YTD (%)	YoY Change (%)
EUR/USD	1.231	1.237	-0.5	-0.1	2.5	14.6
EUR/JPY	130.85	131.50	-0.5	0.0	-3.3	7.5
EUR/GBP	0.88	0.89	-0.3	-1.0	-0.6	1.1
EUR/CHF	1.17	1.17	0.2	0.0	0.0	9.0
USD/JPY	106.34	106.32	0.0	0.1	-5.6	-6.2
USD/CNY	6.32	6.32	0.1	-0.3	-2.8	-8.6
USD/MXN	18.70	18.58	0.6	0.2	-4.9	-2.7
Commodities						
	3/15	3/14	Daily Change (%)	Weekly Change (%)	YTD (%)	YoY Change (%)
Global Commodities Index	87.3	87.7	-0.4	-0.3	-1.0	3.3
Brent (US\$/barrel)	65.1	64.9	0.4	2.4	-2.6	25.7
Gold (US\$/ounce)	1316.3	1324.7	-0.6	-0.4	1.0	7.9
Metal Index	221.3	222.8	-0.7	0.8	-3.9	17.8
Agricultural Index	268.1	269.1	-0.4	-2.1	5.2	0.5

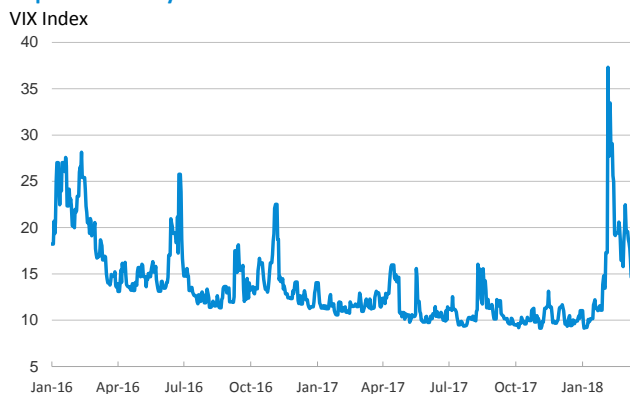
Note (*): one more day for Asian stock markets

Selected Time Series

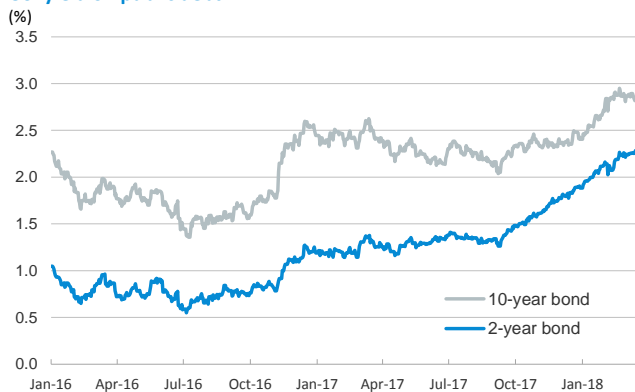
Main advanced stock markets



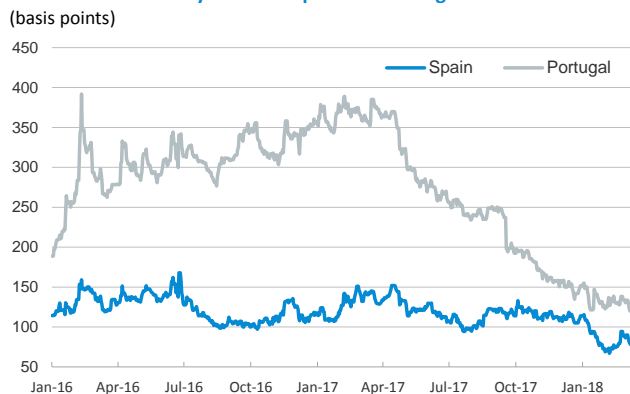
Implied volatility on US stock markets



US: yield on public debt



Risk Premium on 10-year debt: Spain and Portugal



Exchange rate: EUR/USD



Brent oil price



Notice regarding publication of the CaixaBank "Daily Report".

The "Daily Report" is a publication by CaixaBank Research that contains information and opinions from sources considered to be reliable. This document is for informative purposes only and CaixaBank is not liable in any way for any use made thereof. The opinions and estimates are those of the CaixaBank Research and are liable to change without prior notice.