

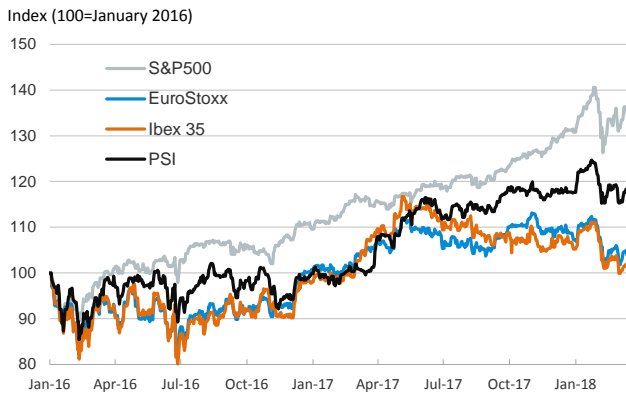
- ▶ In the last session of the week, stock markets advanced both in the U.S. and Europe, while in sovereign bond markets yields were roughly stable.
- ▶ On Friday, S&P affirmed Portugal's BBB- sovereign rating (stable outlook). The agency forecasts solid GDP growth and further budgetary consolidation over the next two years. However, it warned that the high levels of private- and public-sector external debt remain a weakness.
- ▶ Fitch affirmed Italy's BBB sovereign rating (stable outlook). However, the agency pointed that the March 4 election result has made the formation of a stable government difficult, it has increased the likelihood of some fiscal loosening, and it has further weakened the prospects for structural economic reform.
- ▶ This week, investors will focus on the Federal Reserve and the BoE's monetary policy meetings (Wednesday and Thursday, respectively) as well as on Euro Area March sentiment indicators.

Interest Rates (%)	3/16	3/15	Daily Change (basis points)	Weekly Change (basis points)	YTD (basis points)	YoY Change (basis points)
Eurozone						
ECB - Official Interest Rate (Refi)	0.00	0.00	0	0	0	0
Eonia	-0.37	-0.37	0	-1	-2	-1
Swap Eonia (10Y)	0.81	0.80	0	-7	11	12
3 months (Euribor)	-0.33	-0.33	0	0	0	0
12 months (Euribor)	-0.19	-0.19	0	0	-1	-8
Germany - 2-Year Bond	-0.59	-0.58	-1	-3	4	20
Germany - 10-Year Bond	0.57	0.58	-1	-8	14	12
France - 10-Year Bond	0.81	0.82	-1	-8	3	-27
Italy - 10-Year Bond	1.98	1.98	0	-3	-3	-38
Spain - 10-Year Bond	1.38	1.38	-1	-6	-19	-52
Portugal - 10-Year Bond	1.76	1.79	-3	-11	-19	-254
Risk premium - Spain (10Y)	80	81	0	2	-34	-65
Risk premium - Portugal (10Y)	118	121	-3	-3	-33	-267
US						
Fed - Upper Bound	1.50	1.50	0	0	0	50
3 months (Libor)	2.20	2.18	2	11	51	105
12 months (Libor)	2.61	2.60	1	7	50	80
2-Year Bond	2.29	2.28	1	3	41	96
10-Year Bond	2.84	2.83	1	-5	43	30
Stock Markets						
	3/16	3/15	Daily Change (%)	Weekly Change (%)	YTD (%)	YoY Change (%)
CaixaBank	3.89	3.82	1.8	0.6	-0.1	0.4
BPI	1.09	1.13	-3.4	-4.9	-6.9	4.4
Ibex 35	9761	9684	0.8	0.8	-2.8	-4.0
PSI	2998	2995	0.1	0.9	1.0	18.7
DAX	12390	12346	0.4	0.3	-4.1	2.5
CAC 40	5283	5267	0.3	0.2	-0.6	5.4
Eurostoxx50	3437	3414	0.7	0.5	-1.9	-0.1
FTSE 100	7164	7140	0.3	-0.8	-6.8	-3.4
S&P 500	2752	2747	0.2	-1.2	2.9	15.6
Nasdaq	7482	7482	0.0	-1.0	8.4	26.8
Nikkei 225	21677	21804	-0.6	1.0	-4.8	10.7
MSCI Emerging Index	1213	1216	-0.3	0.5	4.7	25.9
Shanghai	3270	3291	-0.6	-1.1	-1.1	0.0
VIX Index	16	17	-4.8	7.9	43.1	40.9
Currencies						
	3/16	3/15	Daily Change (%)	Weekly Change (%)	YTD (%)	YoY Change (%)
EUR/USD	1.229	1.231	-0.1	-0.1	2.4	14.2
EUR/JPY	130.28	130.85	-0.4	-0.9	-3.7	6.8
EUR/GBP	0.88	0.88	-0.1	-0.8	-0.7	1.2
EUR/CHF	1.17	1.17	-0.1	-0.1	0.0	9.1
USD/JPY	106.01	106.34	-0.3	-0.8	-5.9	-6.4
USD/CNY	6.33	6.32	0.2	0.0	-2.6	-8.2
USD/MXN	18.69	18.70	-0.1	0.4	-4.9	-3.0
Commodities						
	3/16	3/15	Daily Change (%)	Weekly Change (%)	YTD (%)	YoY Change (%)
Global Commodities Index	87.4	87.3	0.1	-0.7	-0.9	2.9
Brent (US\$/barrel)	66.2	65.1	1.7	1.1	-1.0	28.0
Gold (US\$/ounce)	1314.4	1316.3	-0.1	-0.7	0.9	7.2
Metal Index	221.0	221.3	-0.1	-1.2	-4.0	16.9
Agricultural Index	266.6	268.1	-0.6	-1.2	4.6	-0.4

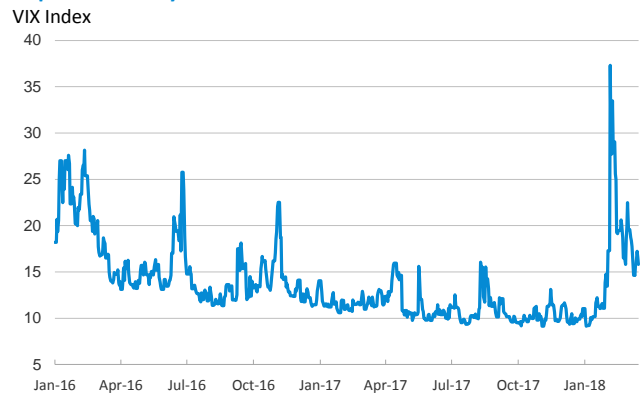
Note (*): one more day for Asian stock markets

Selected Time Series

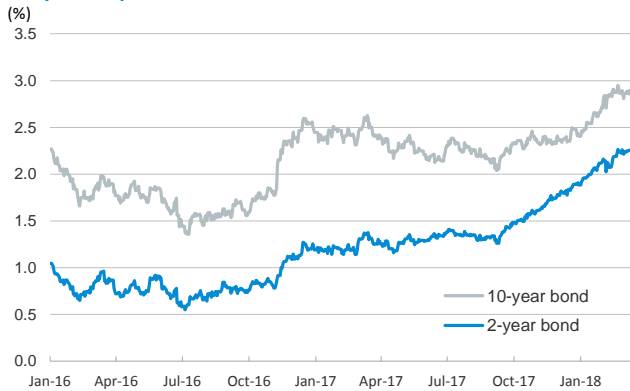
Main advanced stock markets



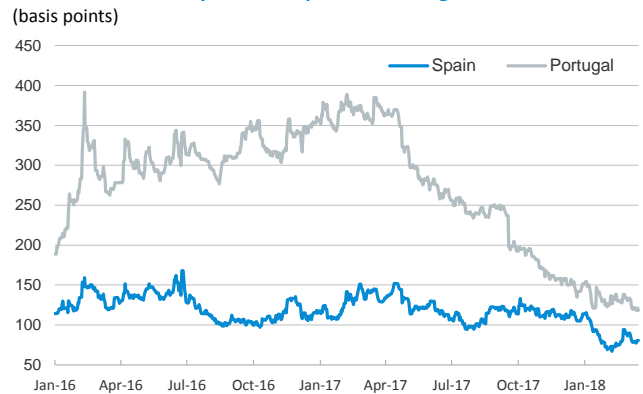
Implied volatility on US stock markets



US: yield on public debt



Risk Premium on 10-year debt: Spain and Portugal



Exchange rate: EUR/USD



Brent oil price



Notice regarding publication of the CaixaBank "Daily Report".

The "Daily Report" is a publication by CaixaBank Research that contains information and opinions from sources considered to be reliable. This document is for informative purposes only and CaixaBank is not liable in any way for any use made thereof. The opinions and estimates are those of the CaixaBank Research and are liable to change without prior notice.