

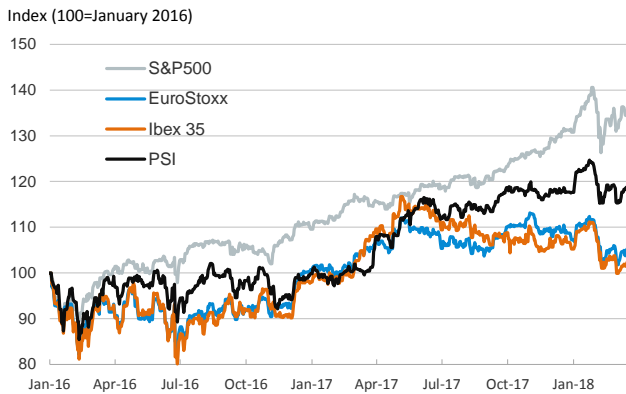
- ▶ Worldwide, stock markets suffered losses which were led by tech companies. In the U.S., the Nasdaq index declined by -1.8% and the S&P 500 index by -1.4%, while in the Euro Area losses were slightly smaller.
- ▶ In fixed-income markets, U.S. sovereign yields nudged up and German sovereign yields were stable, while Euro Area periphery spreads declined. In particular, Spain's 10-year sovereign spread declined by 3bp as markets wait for Friday's S&P revision of Spain's rating.
- ▶ In FX markets, the euro appreciated against the dollar, while in oil markets the barrel of Brent was stable around 66 dollars.
- ▶ There were no major economic data releases, but on the political front the U.K. and the EU announced the agreement on a 21-month transition period after Brexit, during which the U.K. will continue to abide to EU law.

Interest Rates (%)	3/19	3/16	Daily Change (basis points)	Weekly Change (basis points)	YTD (basis points)	YoY Change (basis points)
Eurozone						
ECB - Official Interest Rate (Refi)	0.00	0.00	0	0	0	0
Eonia	-0.37	-0.37	0	-1	-2	-2
Swap Eonia (10Y)	0.82	0.81	1	-5	12	18
3 months (Euribor)	-0.33	-0.33	0	0	0	0
12 months (Euribor)	-0.19	-0.19	0	0	-1	-8
Germany - 2-Year Bond	-0.59	-0.59	0	-2	3	18
Germany - 10-Year Bond	0.57	0.57	0	-6	14	13
France - 10-Year Bond	0.82	0.81	0	-6	3	-29
Italy - 10-Year Bond	1.96	1.98	-2	-4	-4	-39
Spain - 10-Year Bond	1.34	1.38	-3	-6	-23	-54
Portugal - 10-Year Bond	1.74	1.76	-1	-8	-20	-254
Risk premium - Spain (10Y)	77	80	-3	0	-37	-67
Risk premium - Portugal (10Y)	117	118	-1	-2	-34	-268
US						
Fed - Upper Bound	1.50	1.50	0	0	0	50
3 months (Libor)	2.20	2.20	0	9	51	105
12 months (Libor)	2.61	2.61	0	5	50	80
2-Year Bond	2.31	2.29	2	5	43	100
10-Year Bond	2.86	2.84	2	-1	45	36
Stock Markets						
	3/19	3/16	Daily Change (%)	Weekly Change (%)	YTD (%)	YoY Change (%)
CaixaBank	3.84*	3.89*	-1.1	-0.9	-1.2	-1.0
BPI	1.13	1.09	3.8	-0.7	-3.3	4.4
Ibex 35	9664	9761	-1.0	-0.7	-3.8	-5.7
PSI	2975	2998	-0.8	-0.4	0.2	17.5
DAX	12217	12390	-1.4	-1.6	-5.4	1.0
CAC 40	5223	5283	-1.1	-1.0	-1.7	3.8
Eurostoxx50	3395	3437	-1.2	-1.0	-3.1	-1.6
FTSE 100	7043	7164	-1.7	-2.4	-8.4	-5.1
S&P 500	2713	2752	-1.4	-2.5	1.5	14.1
Nasdaq	7344	7482	-1.8	-3.2	6.4	24.5
Nikkei 225	21481	21677	-0.9	-1.6	-5.6	10.0
MSCI Emerging Index	1204	1213	-0.8	-1.5	3.9	24.7
Shanghai	3279	3270	0.3	-1.4	-0.8	1.3
VIX Index	19	16	20.4	20.5	72.3	68.6
Currencies						
	3/19	3/16	Daily Change (%)	Weekly Change (%)	YTD (%)	YoY Change (%)
EUR/USD	1.234	1.229	0.4	0.0	2.7	14.9
EUR/JPY	130.88	130.28	0.5	-0.3	-3.3	8.1
EUR/GBP	0.88	0.88	-0.2	-0.8	-1.0	1.5
EUR/CHF	1.17	1.17	0.3	0.4	0.2	9.4
USD/JPY	106.10	106.01	0.1	-0.3	-5.8	-5.9
USD/CNY	6.33	6.33	0.0	0.0	-2.7	-8.3
USD/MXN	18.71	18.69	0.1	0.6	-4.8	-1.9
Commodities						
	3/19	3/16	Daily Change (%)	Weekly Change (%)	YTD (%)	YoY Change (%)
Global Commodities Index	86.5	87.4	-1.0	-1.3	-1.9	1.6
Brent (US\$/barrel)	66.1	66.2	-0.2	1.7	-1.2	27.6
Gold (US\$/ounce)	1316.9	1314.4	0.2	-0.5	1.1	7.1
Metal Index	220.0	221.0	-0.5	-0.7	-4.4	15.4
Agricultural Index	261.5	266.6	-1.9	-3.1	2.6	-2.4

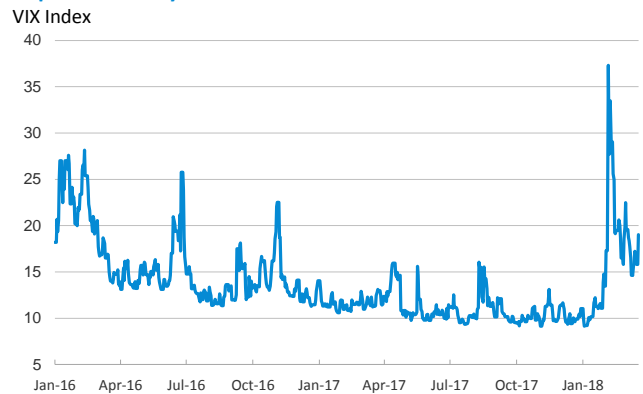
Note (*): one more day for Asian stock markets

Selected Time Series

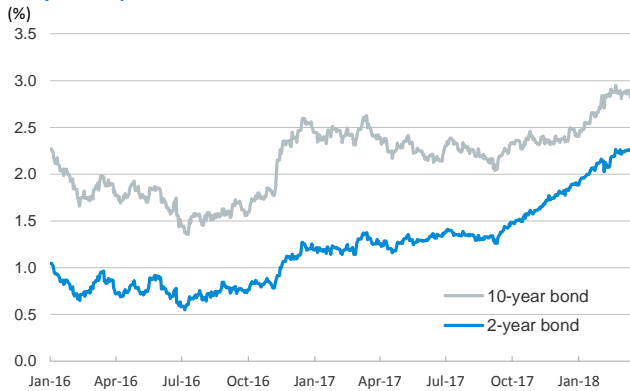
Main advanced stock markets



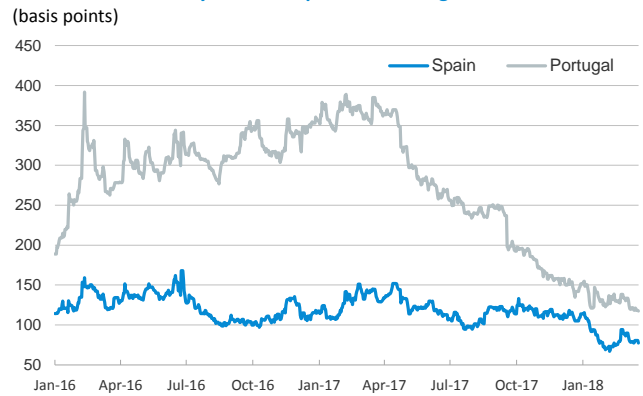
Implied volatility on US stock markets



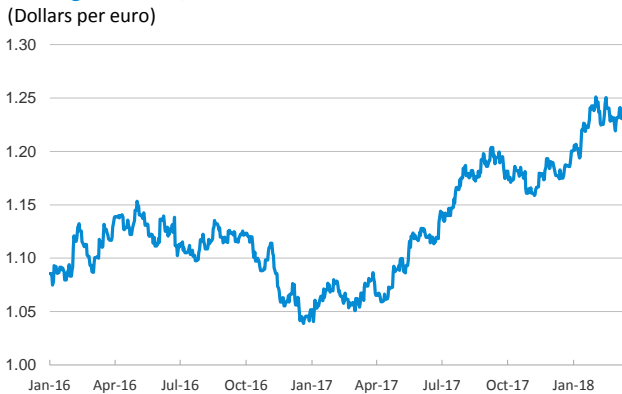
US: yield on public debt



Risk Premium on 10-year debt: Spain and Portugal



Exchange rate: EUR/USD



Brent oil price



Notice regarding publication of the CaixaBank "Daily Report".

The "Daily Report" is a publication by CaixaBank Research that contains information and opinions from sources considered to be reliable. This document is for informative purposes only and CaixaBank is not liable in any way for any use made thereof. The opinions and estimates are those of the CaixaBank Research and are liable to change without prior notice.