

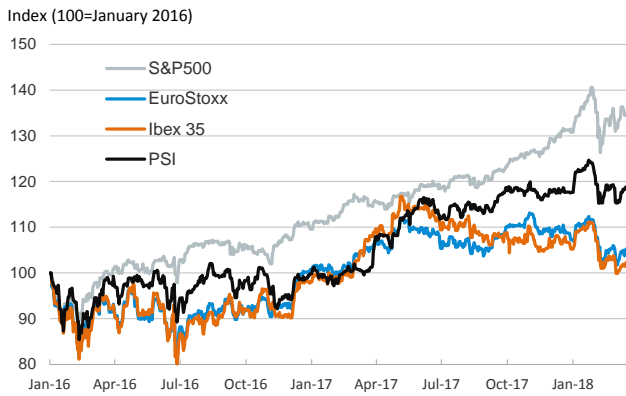
- ▶ Stock markets rebounded worldwide after having suffered losses in the first session of the week.
- ▶ In oil markets, the price of the barrel of Brent edged up and closed above 67 dollars.
- ▶ In fixed-income markets, U.S. and German sovereign yields ticked up and Euro Area periphery spreads edged down (particularly so in Italy and Spain).
- ▶ On the macroeconomic front, the Euro Area consumer confidence indicator remained unchanged at +0.1 points in March, well in expansionary territory and close to historical maximums.
- ▶ The Bank of Spain (BdE) published its updated macroeconomic projections, which show an upward revision to 2018-2020 growth. In particular, the BdE now projects that GDP will grow by 2.7 percent in 2018 (revised by +0.3 p. p.), 2.3 percent in 2019 (+0.2 p. p.) and 2.1 percent in 2020 (+0.1 p. p.).

Interest Rates (%)	3/20	3/19	Daily Change (basis points)	Weekly Change (basis points)	YTD (basis points)	YoY Change (basis points)
Eurozone						
ECB - Official Interest Rate (Refi)	0.00	0.00	0	0	0	0
Eonia	-0.37	-0.37	0	0	-2	-2
Swap Eonia (10Y)	0.83	0.82	2	-1	14	20
3 months (Euribor)	-0.33	-0.33	0	0	0	0
12 months (Euribor)	-0.19	-0.19	0	0	-1	-8
Germany - 2-Year Bond	-0.59	-0.59	1	-1	4	19
Germany - 10-Year Bond	0.59	0.57	2	-3	16	15
France - 10-Year Bond	0.82	0.82	1	-4	4	-29
Italy - 10-Year Bond	1.89	1.96	-7	-10	-11	-46
Spain - 10-Year Bond	1.31	1.34	-3	-9	-26	-54
Portugal - 10-Year Bond	1.73	1.74	-1	-7	-21	-251
Risk premium - Spain (10Y)	72	77	-5	-5	-42	-68
Risk premium - Portugal (10Y)	115	117	-3	-4	-37	-265
US						
Fed - Upper Bound	1.50	1.50	0	0	0	50
3 months (Libor)	2.22	2.22	0	10	53	106
12 months (Libor)	2.63	2.63	0	5	52	81
2-Year Bond	2.34	2.31	3	9	46	105
10-Year Bond	2.90	2.86	4	6	49	44
Stock Markets						
	3/20	3/19	Daily Change (%)	Weekly Change (%)	YTD (%)	YoY Change (%)
CaixaBank	3.93*	3.84*	2.4	1.2	1.1	2.2
BPI	1.11	1.13	-2.1	-2.6	-5.4	5.3
Ibex 35	9682	9664	0.2	-0.1	-3.6	-5.2
PSI	2990	2975	0.5	0.2	0.7	17.8
DAX	12307	12217	0.7	0.7	-4.7	2.1
CAC 40	5252	5223	0.6	0.2	-1.1	4.8
Eurostoxx50	3412	3395	0.5	0.4	-2.6	-0.7
FTSE 100	7061	7043	0.3	-1.1	-8.1	-5.0
S&P 500	2717	2713	0.1	-1.7	1.6	14.5
Nasdaq	7364	7344	0.3	-2.0	6.7	24.8
Nikkei 225	21381	21481	-0.5	-2.7	-6.1	9.5
MSCI Emerging Index	1210	1204	0.5	-1.1	4.4	24.4
Shanghai	3291	3279	0.3	-0.6	-0.5	1.2
VIX Index	18	19	-4.3	11.3	64.9	60.5
Currencies						
	3/20	3/19	Daily Change (%)	Weekly Change (%)	YTD (%)	YoY Change (%)
EUR/USD	1.224	1.234	-0.8	-1.2	2.0	14.0
EUR/JPY	130.42	130.88	-0.4	-1.2	-3.6	7.9
EUR/GBP	0.87	0.88	-0.6	-1.4	-1.5	0.6
EUR/CHF	1.17	1.17	-0.2	0.1	0.1	9.2
USD/JPY	106.53	106.10	0.4	0.0	-5.5	-5.3
USD/CNY	6.33	6.33	0.0	0.2	-2.7	-8.3
USD/MXN	18.77	18.71	0.3	0.9	-4.5	-1.2
Commodities						
	3/20	3/19	Daily Change (%)	Weekly Change (%)	YTD (%)	YoY Change (%)
Global Commodities Index	86.7	86.5	0.2	-1.3	-1.6	1.9
Brent (US\$/barrel)	67.4	66.1	2.1	4.3	0.8	30.6
Gold (US\$/ounce)	1311.3	1316.9	-0.4	-1.1	0.6	6.2
Metal Index	217.6	220.0	-1.1	-2.6	-5.4	14.8
Agricultural Index	261.5	261.5	0.0	-3.4	2.6	-1.8

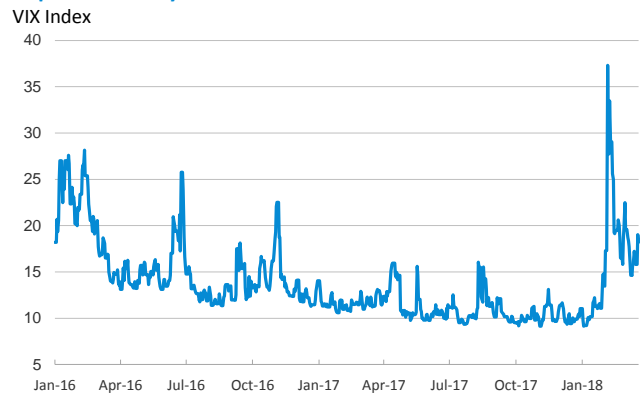
Note (*): one more day for Asian stock markets

Selected Time Series

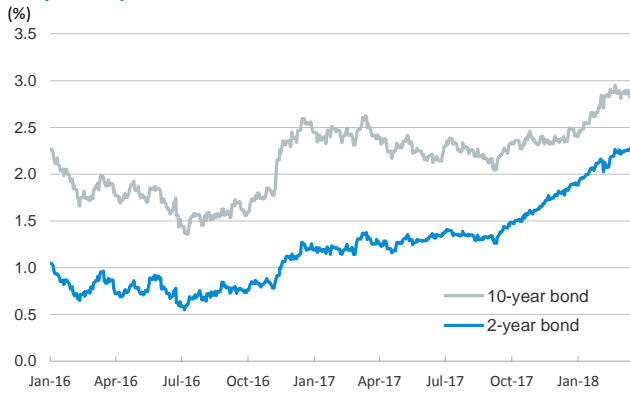
Main advanced stock markets



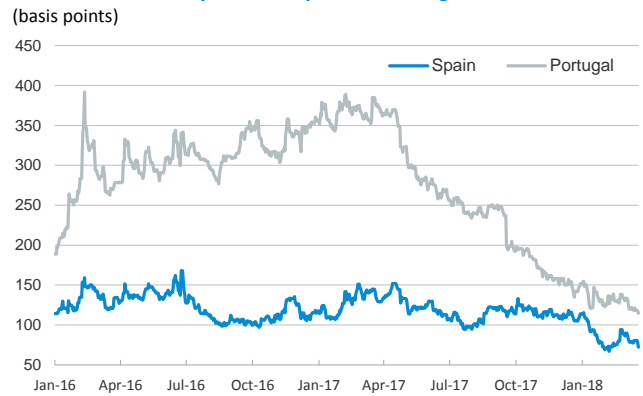
Implied volatility on US stock markets



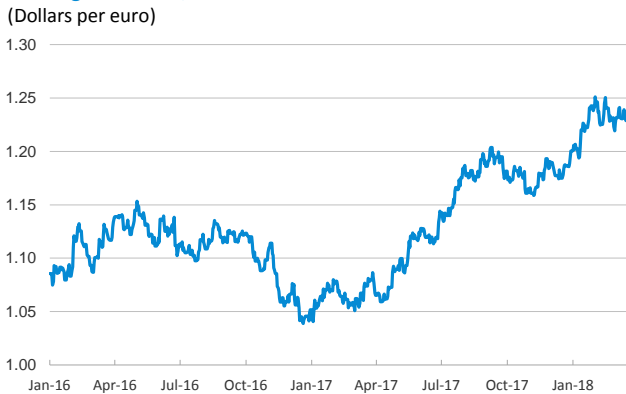
US: yield on public debt



Risk Premium on 10-year debt: Spain and Portugal



Exchange rate: EUR/USD



Brent oil price



Notice regarding publication of the CaixaBank "Daily Report".

The "Daily Report" is a publication by CaixaBank Research that contains information and opinions from sources considered to be reliable. This document is for informative purposes only and CaixaBank is not liable in any way for any use made thereof. The opinions and estimates are those of the CaixaBank Research and are liable to change without prior notice.