

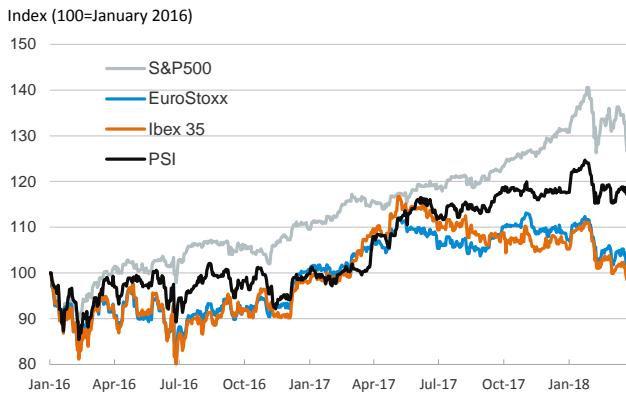
- ▶ U. S. stock markets rebounded strongly yesterday. In Europe, most of the stock markets indices registered slight decreases.
- ▶ In sovereign bond markets, yields increased in the U.S. while they remained relatively stable in Europe. Italy was the exception, and the yield on its 10-year benchmark bond increased by 4 basis points, climbing above 1.9%.
- ▶ In FX markets, the euro appreciated against the dollar and closed above 1.24 dollars.
- ▶ In commodities markets, the price of Brent oil decreased slightly and stabilized around 70 dollars per barrel after the strong increases registered last week.

Interest Rates (%)	3/26	3/23	Daily Change (basis points)	Weekly Change (basis points)	YTD (basis points)	YoY Change (basis points)
Eurozone						
ECB - Official Interest Rate (Refi)	0,00	0,00	0	0	0	0
Eonia	-0,37	-0,37	0	0	-2	-1
Swap Eonia (10Y)	0,80	0,78	2	-2	11	18
3 months (Euribor)	-0,33	-0,33	0	0	0	0
12 months (Euribor)	-0,19	-0,19	0	0	-1	-8
Germany - 2-Year Bond	-0,60	-0,61	1	-1	2	14
Germany - 10-Year Bond	0,52	0,53	0	-4	10	12
France - 10-Year Bond	0,76	0,76	0	-6	-3	-23
Italy - 10-Year Bond	1,91	1,87	4	-5	-10	-31
Spain - 10-Year Bond	1,26	1,27	-1	-8	-31	-43
Portugal - 10-Year Bond	1,72	1,72	0	-2	-23	-242
Risk premium - Spain (10Y)	74	74	-1	-3	-40	-55
Risk premium - Portugal (10Y)	119	119	0	2	-32	-254
US						
Fed - Upper Bound	1,75	1,75	0	25	25	75
3 months (Libor)	2,29	2,29	0	7	60	114
12 months (Libor)	2,67	2,67	0	4	56	87
2-Year Bond	2,27	2,25	2	-4	39	101
10-Year Bond	2,85	2,81	4	-1	44	44
Stock Markets						
	3/26	3/23	Daily Change (%)	Weekly Change (%)	YTD (%)	YoY Change (%)
CaixaBank	3,80*	3,80*	0,1	-1,0	-2,2	-3,0
BPI	1,11	1,13	-1,8	-1,8	-5,0	5,1
Ibex 35	9381	9393	-0,1	-2,9	-6,6	-9,0
PSI	2942	2956	-0,5	-1,1	-0,9	15,1
DAX	11787	11886	-0,8	-3,5	-8,8	-2,3
CAC 40	5066	5095	-0,6	-3,0	-4,6	0,9
Eurostoxx50	3279	3298	-0,6	-3,4	-6,4	-4,8
FTSE 100	6889	6922	-0,5	-2,2	-10,4	-6,1
S&P 500	2659	2588	2,7	-2,0	-0,6	13,4
Nasdaq	7221	6993	3,3	-1,7	4,6	23,9
Nikkei 225	20766	20618	0,7	-3,3	-8,8	7,8
MSCI Emerging Index	1182	1172	0,9	-1,8	2,1	22,0
Shanghai	3134	3153	-0,6	-4,4	-5,2	-4,2
VIX Index	21	25	-15,4	10,6	90,5	62,3
Currencies						
	3/26	3/23	Daily Change (%)	Weekly Change (%)	YTD (%)	YoY Change (%)
EUR/USD	1,244	1,235	0,7	0,9	3,7	15,2
EUR/JPY	131,17	129,40	1,4	0,2	-3,0	9,1
EUR/GBP	0,87	0,87	0,0	-0,6	-1,5	1,0
EUR/CHF	1,18	1,17	0,6	0,3	0,6	9,9
USD/JPY	105,41	104,74	0,6	-0,7	-6,5	-5,3
USD/CNY	6,27	6,32	-0,7	-0,9	-3,6	-8,9
USD/MXN	18,34	18,53	-1,0	-2,0	-6,7	-2,2
Commodities						
	3/26	3/23	Daily Change (%)	Weekly Change (%)	YTD (%)	YoY Change (%)
Global Commodities Index	87,3	87,4	-0,2	0,8	-1,0	3,2
Brent (US\$/barrel)	70,1	70,5	-0,5	6,2	4,9	38,0
Gold (US\$/ounce)	1353,4	1347,3	0,5	2,8	3,9	8,8
Metal Index	214,3	214,4	-0,1	-2,6	-6,9	14,0
Agricultural Index	261,5	263,2	-0,6	0,0	2,6	0,2

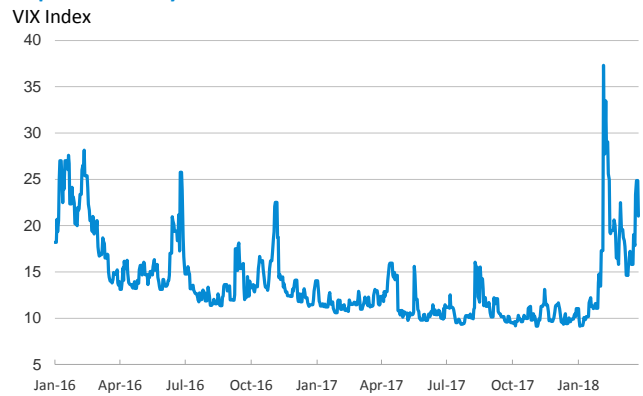
Note (*): one more day for Asian stock markets

Selected Time Series

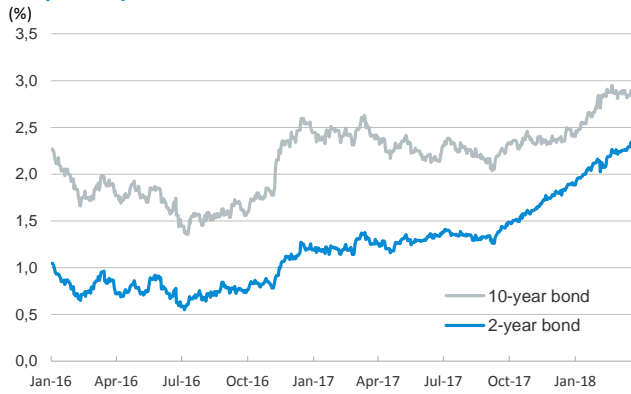
Main advanced stock markets



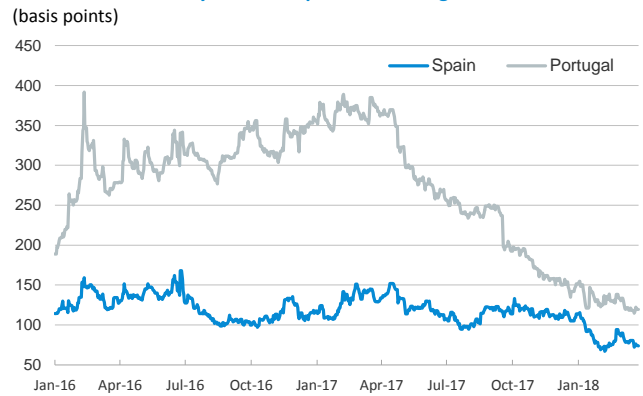
Implied volatility on US stock markets



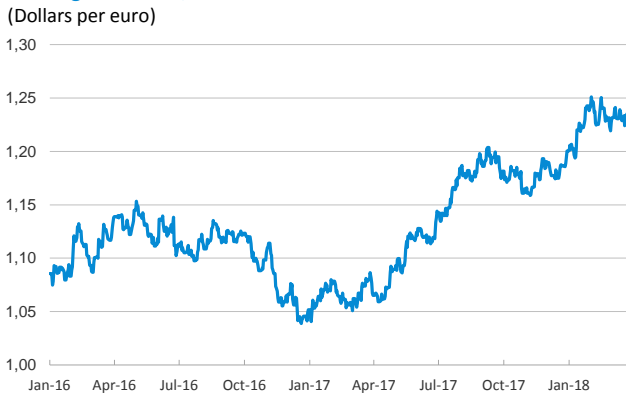
US: yield on public debt



Risk Premium on 10-year debt: Spain and Portugal



Exchange rate: EUR/USD



Brent oil price



Notice regarding publication of the CaixaBank "Daily Report".

The "Daily Report" is a publication by CaixaBank Research that contains information and opinions from sources considered to be reliable. This document is for informative purposes only and CaixaBank is not liable in any way for any use made thereof. The opinions and estimates are those of the CaixaBank Research and are liable to change without prior notice.