

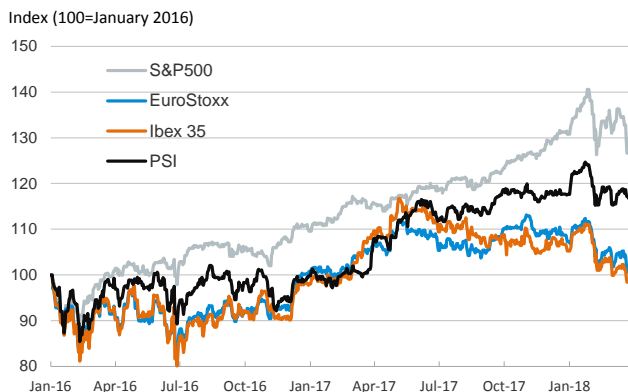
- ▶ Volatility remained elevated in global financial markets. U.S. stock markets experienced strong declines while most of the European stock markets indices rebounded and registered increases above 1%.
- ▶ In sovereign bonds markets, yields declined both in Europe and the U.S., where the yield on 10-year Treasuries closed below 2.8% after falling by 7 basis points.
- ▶ In Spain, inflation increased by 0.1 percentage points in March and reached 1.2% year-on-year (February: 1.1% year-on-year). In Germany, the GfK consumer confidence index increased slightly in April to 10.9 points (March: 10.8 points).
- ▶ In commodities markets, Brent oil prices remained stable, just above 70 dollars per barrel.

Interest Rates (%)	3/27	3/26	Daily Change (basis points)	Weekly Change (basis points)	YTD (basis points)	YoY Change (basis points)
Eurozone						
ECB - Official Interest Rate (Refi)	0.00	0.00	0	0	0	0
Eonia	-0.37	-0.37	0	0	-2	-1
Swap Eonia (10Y)	0.76	0.80	-4	-8	6	15
3 months (Euribor)	-0.33	-0.33	0	0	0	0
12 months (Euribor)	-0.19	-0.19	0	0	-1	-8
Germany - 2-Year Bond	-0.61	-0.60	-1	-3	2	10
Germany - 10-Year Bond	0.50	0.52	-2	-8	8	10
France - 10-Year Bond	0.73	0.76	-3	-9	-5	-24
Italy - 10-Year Bond	1.87	1.91	-4	-2	-14	-32
Spain - 10-Year Bond	1.24	1.26	-2	-7	-33	-45
Portugal - 10-Year Bond	1.67	1.72	-5	-6	-28	-241
Risk premium - Spain (10Y)	73	74	0	1	-41	-55
Risk premium - Portugal (10Y)	116	119	-3	2	-35	-251
US						
Fed - Upper Bound	1.75	1.75	0	25	25	75
3 months (Libor)	2.29	2.29	0	4	60	114
12 months (Libor)	2.67	2.67	0	2	56	87
2-Year Bond	2.26	2.27	-1	-8	38	101
10-Year Bond	2.78	2.85	-7	-12	37	40
Stock Markets	3/27	3/26	Daily Change (%)	Weekly Change (%)	YTD (%)	YoY Change (%)
CaixaBank	3.82*	3.80*	0.3	-3.0	-1.9	-2.4
BPI	1.13	1.11	1.1	1.4	-4.0	6.1
Ibex 35	9474	9381	1.0	-2.1	-5.7	-8.0
PSI	2978	2942	1.2	-0.4	0.3	15.9
DAX	11971	11787	1.6	-2.7	-7.3	-0.2
CAC 40	5116	5066	1.0	-2.6	-3.7	2.0
Eurostoxx50	3317	3279	1.2	-2.8	-5.3	-3.5
FTSE 100	7000	6889	1.6	-0.9	-8.9	-4.0
S&P 500	2613	2659	-1.7	-3.8	-2.3	11.6
Nasdaq	7009	7221	-2.9	-4.8	1.5	20.0
Nikkei 225	21317	20766	2.7	-0.3	-6.4	12.3
MSCI Emerging Index	1185	1182	0.2	-2.0	2.3	22.7
Shanghai	3167	3134	1.1	-3.8	-4.2	-3.1
VIX Index	23	21	7.0	23.6	103.8	80.0
Currencies	3/27	3/26	Daily Change (%)	Weekly Change (%)	YTD (%)	YoY Change (%)
EUR/USD	1.240	1.244	-0.3	1.3	3.3	14.2
EUR/JPY	130.65	131.17	-0.4	0.2	-3.4	8.7
EUR/GBP	0.88	0.87	0.2	0.2	-1.4	1.3
EUR/CHF	1.17	1.18	-0.2	0.3	0.3	9.6
USD/JPY	105.34	105.41	-0.1	-1.1	-6.5	-4.8
USD/CNY	6.28	6.27	0.2	-0.8	-3.4	-8.6
USD/MXN	18.38	18.34	0.2	-2.1	-6.5	-2.7
Commodities	3/27	3/26	Daily Change (%)	Weekly Change (%)	YTD (%)	YoY Change (%)
Global Commodities Index	87.3	87.3	0.0	0.6	-1.0	3.5
Brent (US\$/barrel)	70.1	70.1	0.0	4.0	4.8	38.1
Gold (US\$/ounce)	1345.1	1353.4	-0.6	2.6	3.2	7.2
Metal Index	215.2	214.3	0.5	-1.1	-6.5	15.3
Agricultural Index	261.1	261.5	-0.2	-0.2	2.4	0.4

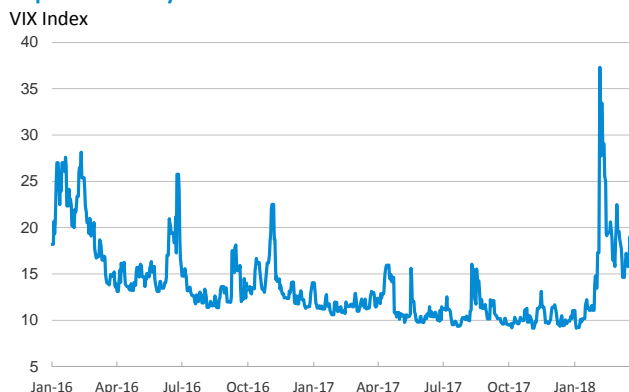
Note (*): one more day for Asian stock markets

Selected Time Series

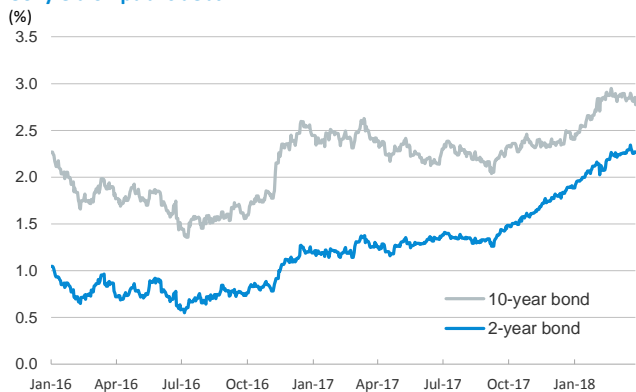
Main advanced stock markets



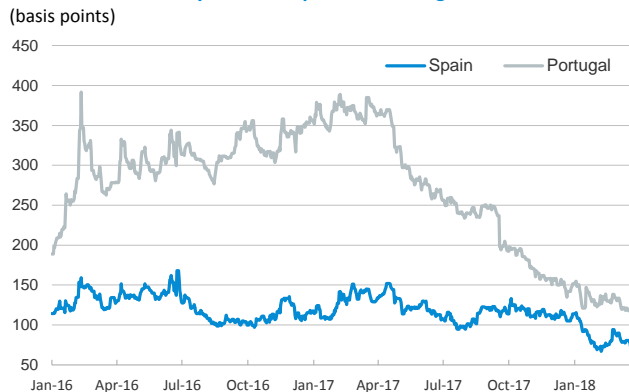
Implied volatility on US stock markets



US: yield on public debt



Risk Premium on 10-year debt: Spain and Portugal



Exchange rate: EUR/USD



Brent oil price



Notice regarding publication of the CaixaBank "Daily Report".

The "Daily Report" is a publication by CaixaBank Research that contains information and opinions from sources considered to be reliable. This document is for informative purposes only and CaixaBank is not liable in any way for any use made thereof. The opinions and estimates are those of the CaixaBank Research and are liable to change without prior notice.