

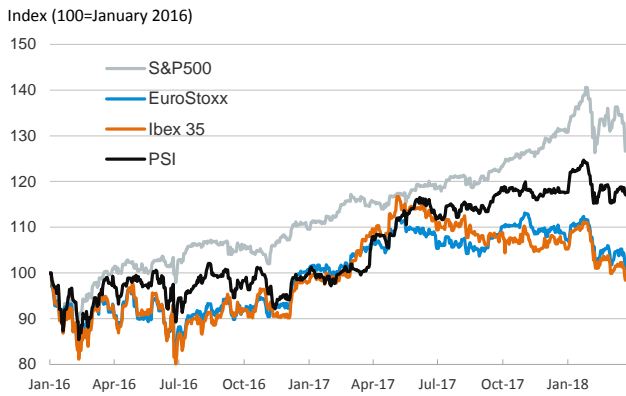
- ▶ European stock markets were mixed yesterday while stocks registered slight decreases in the U.S.
- ▶ Yields on sovereign bonds continued to decline in European peripheral countries, while 10-year Treasuries yields stabilized below 2.8% after the strong declines they had experienced in the last days.
- ▶ In the U.S., the economy grew in the fourth quarter at a faster pace than previously estimated. In particular, GDP increased at a 2.9% annualized rate, revised from 2.5%.
- ▶ In FX markets, the euro depreciated and closed just above 1.23 dollars.
- ▶ Brent oil prices declined slightly and fell back below 70 dollars per barrel.

Interest Rates (%)	3/28	3/27	Daily Change (basis points)	Weekly Change (basis points)	YTD (basis points)	YoY Change (basis points)
Eurozone						
ECB - Official Interest Rate (Refi)	0.00	0.00	0	0	0	0
Eonia	-0.37	-0.37	0	0	-2	-1
Swap Eonia (10Y)	0.77	0.76	1	-6	8	16
3 months (Euribor)	-0.33	-0.33	0	0	0	0
12 months (Euribor)	-0.19	-0.19	0	0	-1	-8
Germany - 2-Year Bond	-0.60	-0.61	1	-1	2	10
Germany - 10-Year Bond	0.50	0.50	0	-9	8	12
France - 10-Year Bond	0.73	0.73	0	-10	-5	-23
Italy - 10-Year Bond	1.84	1.87	-3	-9	-17	-31
Spain - 10-Year Bond	1.21	1.24	-2	-12	-35	-47
Portugal - 10-Year Bond	1.64	1.67	-3	-12	-30	-243
Risk premium - Spain (10Y)	71	73	-2	-3	-43	-58
Risk premium - Portugal (10Y)	114	116	-3	-3	-38	-255
US						
Fed - Upper Bound	1.75	1.75	0	0	25	75
3 months (Libor)	2.30	2.30	0	3	61	115
12 months (Libor)	2.67	2.67	0	-1	56	87
2-Year Bond	2.28	2.26	2	-3	40	98
10-Year Bond	2.78	2.78	0	-10	37	36
Stock Markets	3/28	3/27	Daily Change (%)	Weekly Change (%)	YTD (%)	YoY Change (%)
CaixaBank	3.82	3.82	0.2	-2.3	-1.7	-4.4
BPI	1.11	1.13	-1.1	-2.1	-5.0	5.7
Ibex 35	9555	9474	0.9	-0.8	-4.9	-8.0
PSI	2979	2978	0.0	-0.6	0.3	12.8
DAX	11941	11971	-0.3	-3.0	-7.6	-1.7
CAC 40	5130	5116	0.3	-2.1	-3.4	1.7
Eurostoxx50	3331	3317	0.4	-2.1	-4.9	-3.9
FTSE 100	7045	7000	0.6	0.1	-8.4	-4.1
S&P 500	2605	2613	-0.3	-3.9	-2.6	10.4
Nasdaq	6949	7009	-0.9	-5.4	0.7	18.3
Nikkei 225	21031	21317	-1.3	-1.6	-7.6	9.5
MSCI Emerging Index	1163	1185	-1.9	-3.9	0.4	19.8
Shanghai	3122	3167	-1.4	-4.8	-5.6	-4.0
VIX Index	23	23	1.6	28.1	107.2	98.4
Currencies	3/28	3/27	Daily Change (%)	Weekly Change (%)	YTD (%)	YoY Change (%)
EUR/USD	1.231	1.240	-0.8	-0.2	2.5	13.8
EUR/JPY	131.49	130.65	0.6	0.5	-2.8	9.4
EUR/GBP	0.87	0.88	-0.2	0.2	-1.5	0.7
EUR/CHF	1.18	1.17	0.3	0.5	0.6	9.7
USD/JPY	106.85	105.34	1.4	0.8	-5.2	-3.9
USD/CNY	6.30	6.28	0.2	-0.4	-3.2	-8.5
USD/MXN	18.30	18.38	-0.4	-0.7	-6.9	-3.8
Commodities	3/28	3/27	Daily Change (%)	Weekly Change (%)	YTD (%)	YoY Change (%)
Global Commodities Index	86.8	87.3	-0.6	-0.7	-1.6	2.2
Brent (US\$/barrel)	69.5	70.1	-0.8	0.1	4.0	35.5
Gold (US\$/ounce)	1325.1	1345.1	-1.5	-0.6	1.7	5.8
Metal Index	215.3	215.2	0.0	-1.7	-6.5	13.5
Agricultural Index	259.5	261.1	-0.6	-1.1	1.8	-0.5

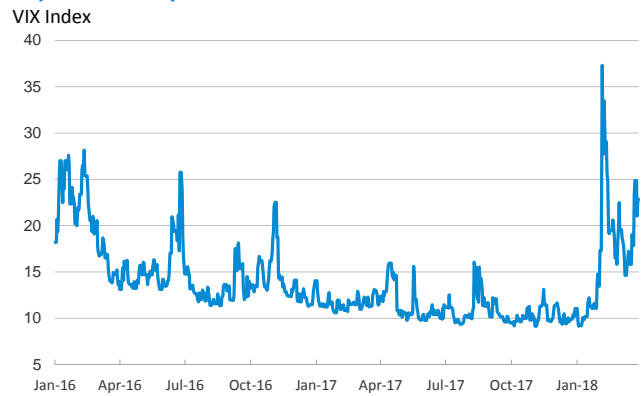
Note (*): one more day for Asian stock markets

Selected Time Series

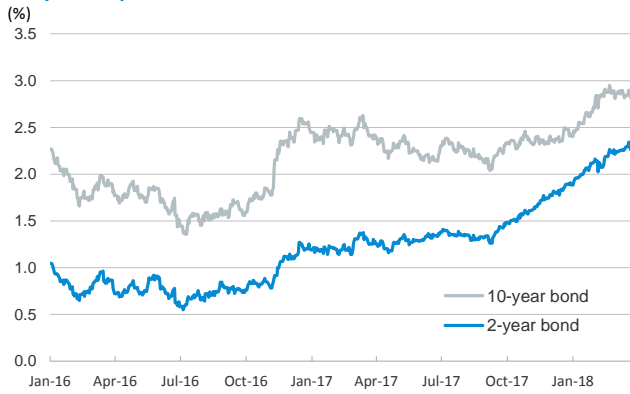
Main advanced stock markets



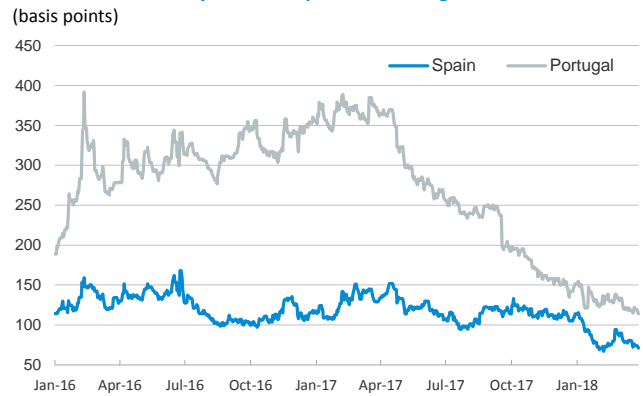
Implied volatility on US stock markets



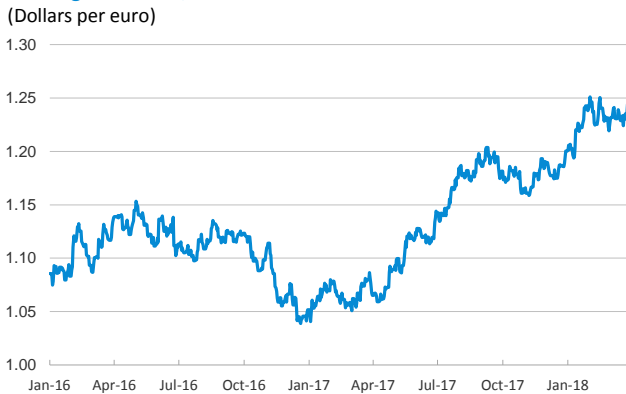
US: yield on public debt



Risk Premium on 10-year debt: Spain and Portugal



Exchange rate: EUR/USD



Brent oil price



Notice regarding publication of the CaixaBank "Daily Report".

The "Daily Report" is a publication by CaixaBank Research that contains information and opinions from sources considered to be reliable. This document is for informative purposes only and CaixaBank is not liable in any way for any use made thereof. The opinions and estimates are those of the CaixaBank Research and are liable to change without prior notice.