

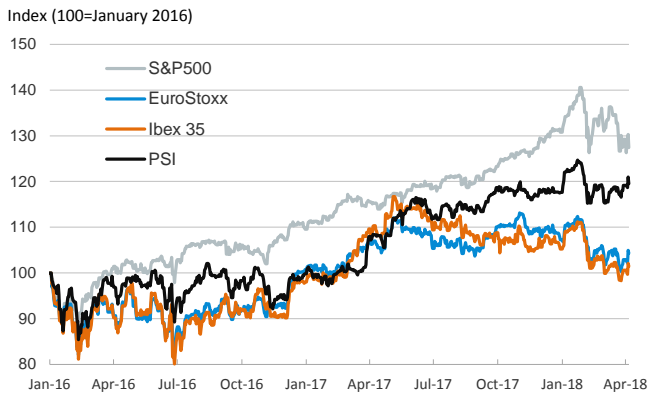
- ▶ Global stock markets terminated the week on a negative stance, with declines above 2% in the U.S. and more limited losses in Europe.
- ▶ In sovereign bonds markets, long term yields decreased, especially in the U.S., where the yields on 10-year Treasuries fell back below 2.80%. In Europe, risk premiums increased slightly.
- ▶ On the macroeconomic agenda, the U.S. job report showed 103,000 jobs were created in March, a lower-than-expected increase, while February figures were revised up to 326,000 jobs. The unemployment rate remained stable at 4.1%. In Spain, industrial production registered a strong increase in February and rose by 3.1% yoy.
- ▶ In commodities markets, Brent oil prices declined by almost 2% and closed around 67 dollars per barrel.

Interest Rates (%)	4/6	4/5	Daily Change (basis points)	Weekly Change (basis points)	YTD (basis points)	YoY Change (basis points)
Eurozone						
ECB - Official Interest Rate (Refi)	0.00	0.00	0	0	0	0
Eonia	-0.37	-0.37	0	-2	-2	-2
Swap Eonia (10Y)	0.74	0.76	-2	-1	5	23
3 months (Euribor)	-0.33	-0.33	0	0	0	0
12 months (Euribor)	-0.19	-0.19	0	0	-1	-8
Germany - 2-Year Bond	-0.59	-0.58	-1	1	4	19
Germany - 10-Year Bond	0.50	0.52	-3	0	7	23
France - 10-Year Bond	0.73	0.75	-2	2	-5	-16
Italy - 10-Year Bond	1.78	1.79	-1	0	-22	-48
Spain - 10-Year Bond	1.23	1.23	0	7	-34	-40
Portugal - 10-Year Bond	1.69	1.67	2	8	-25	-221
Risk premium - Spain (10Y)	74	71	3	7	-41	-63
Risk premium - Portugal (10Y)	119	115	5	8	-32	-245
US						
Fed - Upper Bound	1.75	1.75	0	0	25	75
3 months (Libor)	2.34	2.33	1	3	65	118
12 months (Libor)	2.71	2.70	1	5	60	91
2-Year Bond	2.27	2.30	-3	0	39	103
10-Year Bond	2.77	2.83	-6	3	36	43
Stock Markets						
	4/6	4/5	Daily Change (%)	Weekly Change (%)	YTD (%)	YoY Change (%)
CaixaBank	3.87*	3.93*	-1.5	-0.1	-0.5	-4.3
BPI	1.13	1.14	-0.9	-0.5	-3.3	8.3
Ibex 35	9683	9741	-0.6	0.9	-3.6	-7.9
PSI	3016	3055	-1.3	0.3	1.6	10.2
DAX	12241	12305	-0.5	1.2	-5.2	0.1
CAC 40	5258	5277	-0.3	1.8	-1.0	2.7
Eurostoxx50	3408	3430	-0.6	1.4	-2.7	-2.3
FTSE 100	7184	7200	-0.2	1.8	-6.6	-1.6
S&P 500	2604	2663	-2.2	-1.4	-2.6	10.5
Nasdaq	6915	7077	-2.3	-2.1	0.2	17.6
Nikkei 225	21568	21645	-0.4	0.5	-5.3	16.0
MSCI Emerging Index	1162	1166	-0.4	-0.8	0.3	20.6
Shanghai	3131	3131	0.0	-1.2	-5.3	-4.6
VIX Index	21	19	13.5	7.6	94.7	73.4
Currencies						
	4/6	4/5	Daily Change (%)	Weekly Change (%)	YTD (%)	YoY Change (%)
EUR/USD	1.228	1.224	0.3	-0.3	2.3	15.4
EUR/JPY	131.32	131.44	-0.1	0.3	-2.9	11.3
EUR/GBP	0.87	0.87	-0.3	-0.9	-1.9	2.1
EUR/CHF	1.18	1.18	-0.1	0.2	0.6	10.1
USD/JPY	106.93	107.39	-0.4	0.6	-5.1	-3.5
USD/CNY	6.30	6.30	0.0	0.4	-3.1	-8.6
USD/MXN	18.29	18.20	0.5	0.6	-7.0	-2.4
Commodities						
	4/6	4/5	Daily Change (%)	Weekly Change (%)	YTD (%)	YoY Change (%)
Global Commodities Index	86.9	87.2	-0.3	-0.6	-1.4	1.4
Brent (US\$/barrel)	67.1	68.3	-1.8	-4.5	0.4	22.3
Gold (US\$/ounce)	1333.7	1326.6	0.5	0.7	2.3	6.5
Metal Index	217.1	216.8	0.1	0.6	-5.7	15.2
Agricultural Index	267.1	266.4	0.3	0.7	4.8	4.3

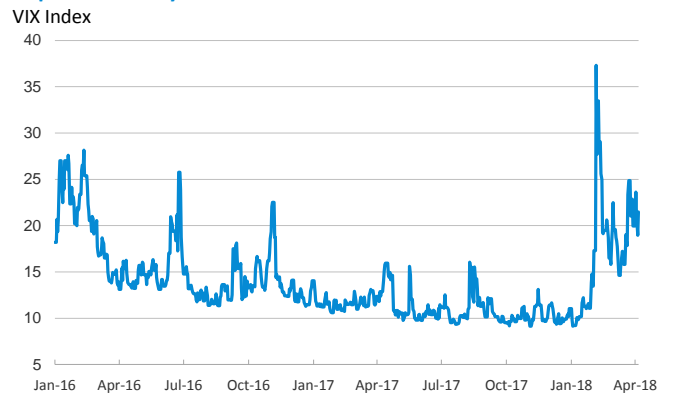
Note (*): one more day for Asian stock markets

Selected Time Series

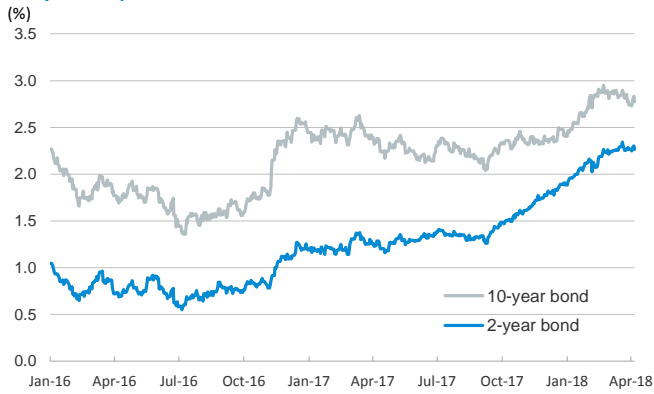
Main advanced stock markets



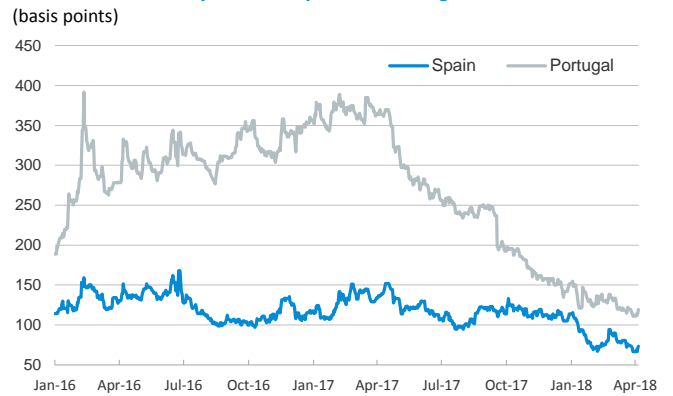
Implied volatility on US stock markets



US: yield on public debt



Risk Premium on 10-year debt: Spain and Portugal



Exchange rate: EUR/USD



Brent oil price



Notice regarding publication of the CaixaBank "Daily Report".

The "Daily Report" is a publication by CaixaBank Research that contains information and opinions from sources considered to be reliable. This document is for informative purposes only and CaixaBank is not liable in any way for any use made thereof. The opinions and estimates are those of the CaixaBank Research and are liable to change without prior notice.