

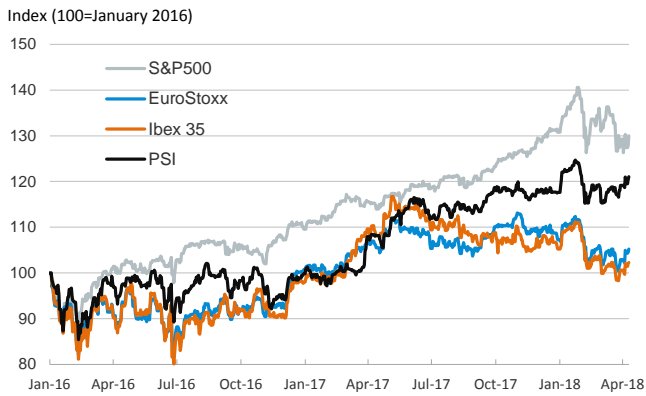
- ▶ Global stock markets continued the week on a positive note, especially in the U.S. where the main stock markets indices gained around 2 percent yesterday. In Europe, stock markets kept increasing but at a slower pace.
- ▶ In sovereign bonds markets, yields edged slightly higher both in Europe and in the U.S., where the yields on the 10-year Treasury is still fluctuating around 2.80 percent.
- ▶ In commodities markets, Brent oil prices registered a significant increase of more than 3 percent and ended the day at 71 dollars per barrel.
- ▶ Today, investors will follow closely the publication of the U.S. inflation report for March and the release of the minutes of the last meeting of the FOMC.

Interest Rates (%)	4/10	4/9	Daily Change (basis points)	Weekly Change (basis points)	YTD (basis points)	YoY Change (basis points)
Eurozone						
ECB - Official Interest Rate (Refi)	0.00	0.00	0	0	0	0
Eonia	-0.37	-0.37	0	0	-2	-1
Swap Eonia (10Y)	0.74	0.73	1	-2	5	25
3 months (Euribor)	-0.33	-0.33	0	0	0	0
12 months (Euribor)	-0.19	-0.19	0	0	-1	-7
Germany - 2-Year Bond	-0.57	-0.58	1	3	6	27
Germany - 10-Year Bond	0.52	0.50	1	2	9	31
France - 10-Year Bond	0.75	0.74	2	2	-3	-18
Italy - 10-Year Bond	1.79	1.77	3	0	-21	-44
Spain - 10-Year Bond	1.26	1.24	2	7	-31	-35
Portugal - 10-Year Bond	1.73	1.70	3	9	-22	-209
Risk premium - Spain (10Y)	75	73	1	6	-39	-66
Risk premium - Portugal (10Y)	121	119	2	7	-31	-240
US						
Fed - Upper Bound	1.75	1.75	0	0	25	75
3 months (Libor)	2.34	2.34	0	2	65	118
12 months (Libor)	2.70	2.70	0	3	59	90
2-Year Bond	2.31	2.28	3	3	43	104
10-Year Bond	2.80	2.78	2	2	39	43
Stock Markets						
	4/10	4/9	Daily Change (%)	Weekly Change (%)	YTD (%)	YoY Change (%)
CaixaBank	3.98*	3.92*	1.6	4.4	2.4	1.3
BPI	1.15	1.14	0.7	-0.9	-2.0	7.5
Ibex 35	9764	9743	0.2	2.2	-2.8	-6.5
PSI	3055	3040	0.5	1.8	2.9	11.8
DAX	12397	12262	1.1	3.3	-4.0	1.6
CAC 40	5308	5263	0.8	3.0	-0.1	3.9
Eurostoxx50	3439	3415	0.7	2.7	-1.9	-1.2
FTSE 100	7267	7195	1.0	3.4	-5.5	-1.1
S&P 500	2657	2613	1.7	1.6	-0.6	12.7
Nasdaq	7094	6950	2.1	2.2	2.8	20.6
Nikkei 225	21794	21678	0.5	2.4	-4.3	15.9
MSCI Emerging Index	1175	1163	1.1	0.4	1.5	22.7
Shanghai	3190	3138	1.7	1.7	-3.5	-2.4
VIX Index	20	22	-6.0	-3.0	85.4	45.7
Currencies						
	4/10	4/9	Daily Change (%)	Weekly Change (%)	YTD (%)	YoY Change (%)
EUR/USD	1.236	1.232	0.3	0.7	2.9	16.6
EUR/JPY	132.46	131.54	0.7	1.3	-2.1	12.7
EUR/GBP	0.87	0.87	0.0	-0.1	-1.9	2.1
EUR/CHF	1.18	1.18	0.4	0.5	1.0	10.6
USD/JPY	107.20	106.77	0.4	0.6	-4.9	-3.4
USD/CNY	6.28	6.31	-0.4	-0.1	-3.4	-9.0
USD/MXN	18.27	18.35	-0.4	0.3	-7.1	-2.2
Commodities						
	4/10	4/9	Daily Change (%)	Weekly Change (%)	YTD (%)	YoY Change (%)
Global Commodities Index	88.8	88.0	0.9	2.1	0.7	3.4
Brent (US\$/barrel)	71.0	68.7	3.5	4.3	6.2	26.9
Gold (US\$/ounce)	1339.5	1336.4	0.2	0.5	2.8	6.8
Metal Index	225.4	220.9	2.0	4.0	-2.1	21.7
Agricultural Index	271.2	271.1	0.0	2.0	6.4	4.6

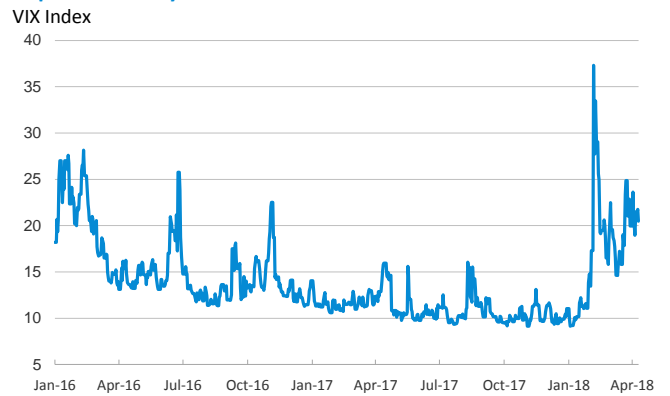
Note (*): one more day for Asian stock markets

Selected Time Series

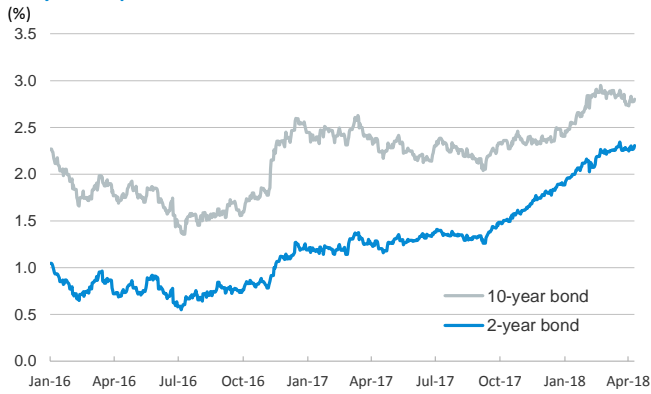
Main advanced stock markets



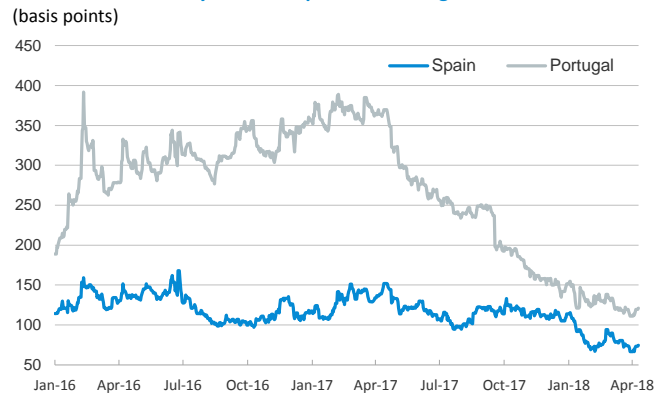
Implied volatility on US stock markets



US: yield on public debt



Risk Premium on 10-year debt: Spain and Portugal



Exchange rate: EUR/USD



Brent oil price



Notice regarding publication of the CaixaBank "Daily Report".

The "Daily Report" is a publication by CaixaBank Research that contains information and opinions from sources considered to be reliable. This document is for informative purposes only and CaixaBank is not liable in any way for any use made thereof. The opinions and estimates are those of the CaixaBank Research and are liable to change without prior notice.