

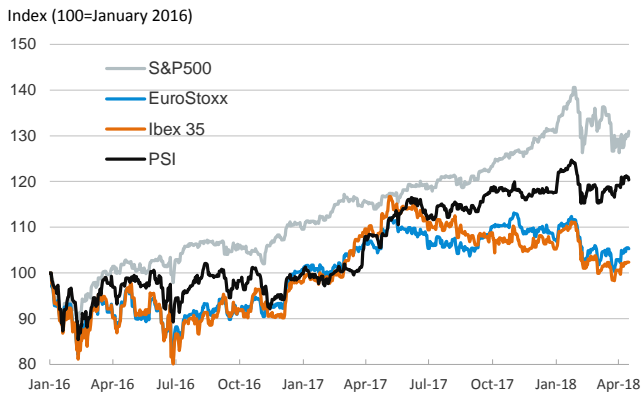
- ▶ U.S. stock markets rose and European stocks registered small declines in a light economic calendar session.
- ▶ In fixed-income markets, U.S. and European sovereign yields were roughly stable, while in FX markets the dollar depreciated slightly against the major international currencies.
- ▶ In oil markets, the barrel of Brent closed at \$71.4 after a -1.6 percent decline on the day.
- ▶ In China, Q1 2018 GDP growth stood at 6.8 percent on a year-on-year basis (data released this morning). In the U.S., retail sales advanced by 4.5 percent on a year-on-year basis (0.6 percent mom) in March, a slight acceleration with respect to February's figure (4.1 percent).

Interest Rates (%)	4/16	4/13	Daily Change (basis points)	Weekly Change (basis points)	YTD (basis points)	YoY Change (basis points)
Eurozone						
ECB - Official Interest Rate (Refi)	0.00	0.00	0	0	0	0
Eonia	-0.37	-0.36	0	0	-2	-1
Swap Eonia (10Y)	0.75	0.74	1	2	6	30
3 months (Euribor)	-0.33	-0.33	0	0	0	0
12 months (Euribor)	-0.19	-0.19	0	0	0	-7
Germany - 2-Year Bond	-0.58	-0.58	0	0	5	28
Germany - 10-Year Bond	0.53	0.51	1	2	10	34
France - 10-Year Bond	0.75	0.74	1	1	-3	-16
Italy - 10-Year Bond	1.80	1.79	0	3	-21	-51
Spain - 10-Year Bond	1.24	1.24	1	1	-32	-46
Portugal - 10-Year Bond	1.65	1.65	-1	-5	-30	-224
Risk premium - Spain (10Y)	72	73	-1	-2	-42	-80
Risk premium - Portugal (10Y)	112	114	-2	-7	-39	-258
US						
Fed - Upper Bound	1.75	1.75	0	0	25	75
3 months (Libor)	2.35	2.35	0	1	66	119
12 months (Libor)	2.73	2.73	0	3	62	96
2-Year Bond	2.38	2.36	2	10	50	117
10-Year Bond	2.83	2.83	0	5	42	59
Stock Markets						
	4/16	4/13	Daily Change (%)	Weekly Change (%)	YTD (%)	YoY Change (%)
CaixaBank	3.97*	3.95*	0.5	1.2	2.0	6.1
BPI	1.13	1.15	-1.4	-0.7	-3.3	6.1
Ibex 35	9766	9767	0.0	0.2	-2.8	-5.4
PSI	3038	3053	-0.5	-0.1	2.3	11.2
DAX	12391	12442	-0.4	1.1	-4.1	2.3
CAC 40	5313	5315	0.0	0.9	0.0	4.8
Eurostoxx50	3441	3448	-0.2	0.8	-1.8	-0.2
FTSE 100	7198	7265	-0.9	0.0	-6.4	-1.8
S&P 500	2678	2656	0.8	2.5	0.2	15.0
Nasdaq	7156	7107	0.7	3.0	3.7	23.3
Nikkei 225	21836	21779	0.3	0.7	-4.1	18.5
MSCI Emerging Index	1163	1170	-0.6	0.0	0.4	20.8
Shanghai	3111	3159	-1.5	-0.9	-5.9	-5.0
VIX Index	17	17	-4.9	-23.9	50.0	3.8
Currencies						
	4/16	4/13	Daily Change (%)	Weekly Change (%)	YTD (%)	YoY Change (%)
EUR/USD	1.238	1.233	0.4	0.5	3.1	16.6
EUR/JPY	132.61	132.38	0.2	0.8	-2.0	14.5
EUR/GBP	0.86	0.87	-0.3	-1.0	-2.8	1.7
EUR/CHF	1.19	1.19	0.1	0.9	1.5	11.3
USD/JPY	107.12	107.35	-0.2	0.3	-4.9	-1.8
USD/CNY	6.28	6.28	0.0	-0.5	-3.5	-8.9
USD/MXN	18.01	18.04	-0.2	-1.9	-8.4	-3.1
Commodities						
	4/16	4/13	Daily Change (%)	Weekly Change (%)	YTD (%)	YoY Change (%)
Global Commodities Index	89.0	89.3	-0.3	1.2	1.0	3.2
Brent (US\$/barrel)	71.4	72.6	-1.6	4.0	6.8	27.8
Gold (US\$/ounce)	1346.0	1345.4	0.0	0.7	3.3	4.5
Metal Index	230.3	225.2	2.2	4.3	0.1	25.6
Agricultural Index	267.9	271.3	-1.3	-1.2	5.1	1.6

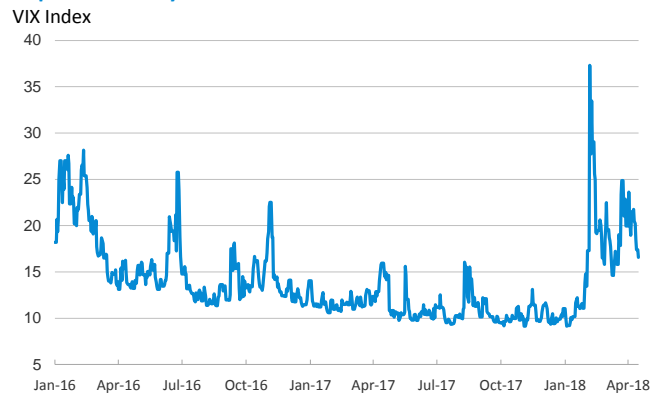
Note (*): one more day for Asian stock markets

Selected Time Series

Main advanced stock markets



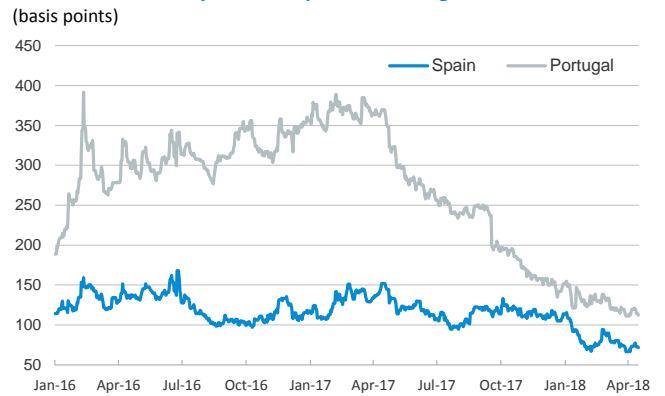
Implied volatility on US stock markets



US: yield on public debt



Risk Premium on 10-year debt: Spain and Portugal



Exchange rate: EUR/USD



Brent oil price



Notice regarding publication of the CaixaBank "Daily Report".

The "Daily Report" is a publication by CaixaBank Research that contains information and opinions from sources considered to be reliable. This document is for informative purposes only and CaixaBank is not liable in any way for any use made thereof. The opinions and estimates are those of the CaixaBank Research and are liable to change without prior notice.