

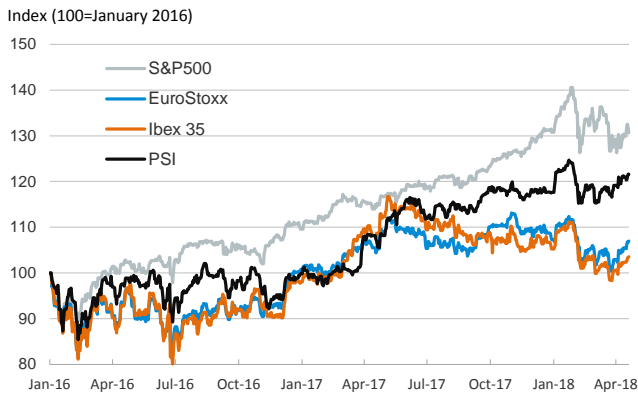
- ▶ U.S. stock markets ended the week on a negative note with decreases around 1%, while in Europe the main stock markets indices remained relatively stable.
- ▶ In sovereign bonds markets, yields were roughly unchanged in Europe while they edged up in the U.S. with the yield on the 10-year Treasury getting closer to 3.00%.
- ▶ In Portugal, the ratings agency DBRS moved Portugal up a notch on the investment grade scale on Friday (from BBBL to BBB), but Moody's kept Portugal ratings unchanged in the junk bracket (Ba1). Moody's is the only major rating agency that still does not assign an investment grade to Portugal's sovereign debt.
- ▶ This week, the Governing Council of the European Central Bank will meet on Thursday to make a decision regarding its monetary policy.

Interest Rates (%)	4/20	4/19	Daily Change (basis points)	Weekly Change (basis points)	YTD (basis points)	YoY Change (basis points)
<b>Eurozone</b>						
ECB - Official Interest Rate (Refi)	0.00	0.00	0	0	0	0
Eonia	-0.37	-0.37	0	0	-2	-1
Swap Eonia (10Y)	0.83	0.80	4	9	14	31
3 months (Euribor)	-0.33	-0.33	0	0	0	0
12 months (Euribor)	-0.19	-0.19	0	0	0	-7
Germany - 2-Year Bond	-0.56	-0.56	-1	2	6	23
Germany - 10-Year Bond	0.59	0.60	-1	8	16	34
France - 10-Year Bond	0.81	0.82	-1	7	3	-13
Italy - 10-Year Bond	1.77	1.78	0	-2	-23	-48
Spain - 10-Year Bond	1.28	1.28	0	4	-29	-41
Portugal - 10-Year Bond	1.66	1.66	0	0	-29	-209
Risk premium - Spain (10Y)	69	68	1	-4	-45	-75
Risk premium - Portugal (10Y)	107	106	1	-8	-45	-243
<b>US</b>						
Fed - Upper Bound	1.75	1.75	0	0	25	75
3 months (Libor)	2.36	2.36	0	1	67	120
12 months (Libor)	2.76	2.76	0	3	65	102
2-Year Bond	2.46	2.43	3	10	58	128
10-Year Bond	2.96	2.91	5	13	55	71
<b>Stock Markets</b>						
	4/20	4/19	Daily Change (%)	Weekly Change (%)	YTD (%)	YoY Change (%)
CaixaBank	4.01*	4.02*	-0.3	1.4	3.0	2.0
BPI	1.15	1.15	-0.2	-0.3	-2.3	9.1
Ibex 35	9884	9868	0.2	1.2	-1.6	-4.7
PSI	3069	3070	0.0	0.5	3.4	15.2
DAX	12541	12567	-0.2	0.8	-2.9	4.1
CAC 40	5413	5392	0.4	1.8	1.9	7.0
Eurostoxx50	3494	3487	0.2	1.3	-0.3	1.6
FTSE 100	7368	7329	0.5	1.4	-4.2	3.6
S&P 500	2670	2693	-0.9	0.5	-0.1	13.7
Nasdaq	7146	7238	-1.3	0.6	3.5	20.9
Nikkei 225	22162	22191	-0.1	1.8	-2.6	19.0
MSCI Emerging Index	1168	1184	-1.3	-0.2	0.8	21.5
Shanghai	3072	3117	-1.5	-2.8	-7.1	-3.2
VIX Index	17	16	5.8	-3.0	52.9	15.4
<b>Currencies</b>						
	4/20	4/19	Daily Change (%)	Weekly Change (%)	YTD (%)	YoY Change (%)
EUR/USD	1.229	1.235	-0.5	-0.3	2.4	14.5
EUR/JPY	132.28	132.55	-0.2	-0.1	-2.2	13.1
EUR/GBP	0.88	0.88	0.1	1.3	-1.2	4.7
EUR/CHF	1.20	1.20	-0.1	1.0	2.4	12.1
USD/JPY	107.66	107.37	0.3	0.3	-4.5	-1.3
USD/CNY	6.30	6.28	0.3	0.3	-3.2	-8.6
USD/MXN	18.53	18.45	0.4	2.7	-5.7	-1.5
<b>Commodities</b>						
	4/20	4/19	Daily Change (%)	Weekly Change (%)	YTD (%)	YoY Change (%)
Global Commodities Index	89.8	90.0	-0.1	0.6	1.9	7.1
Brent (US\$/barrel)	74.1	73.8	0.4	2.0	10.8	42.5
Gold (US\$/ounce)	1335.6	1345.6	-0.7	-0.7	2.5	4.0
Metal Index	236.0	236.9	-0.4	4.8	2.6	30.0
Agricultural Index	266.0	268.1	-0.8	-2.0	4.4	2.9

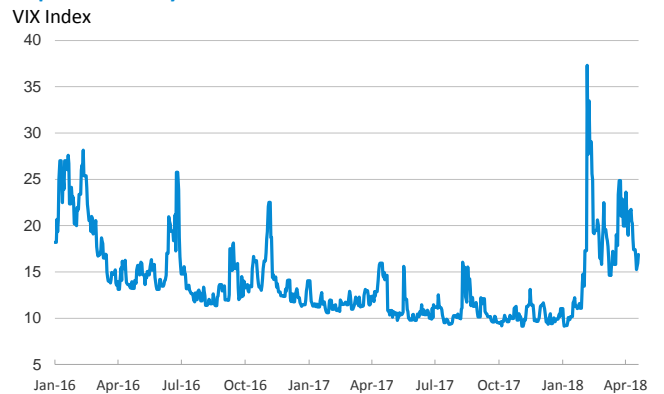
Note (\*): one more day for Asian stock markets

Selected Time Series

Main advanced stock markets



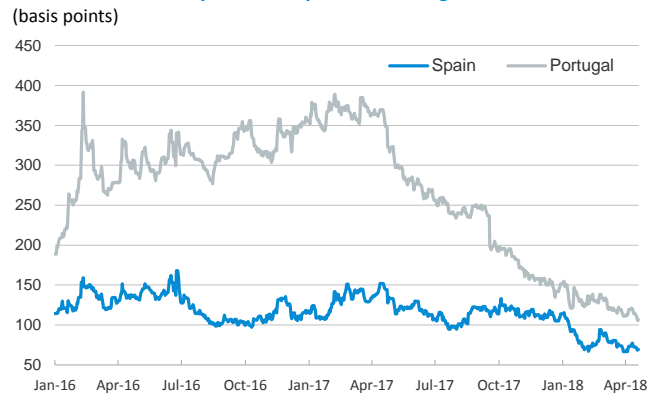
Implied volatility on US stock markets



US: yield on public debt



Risk Premium on 10-year debt: Spain and Portugal



Exchange rate: EUR/USD



Brent oil price



Notice regarding publication of the CaixaBank "Daily Report".

The "Daily Report" is a publication by CaixaBank Research that contains information and opinions from sources considered to be reliable. This document is for informative purposes only and CaixaBank is not liable in any way for any use made thereof. The opinions and estimates are those of the CaixaBank Research and are liable to change without prior notice.