

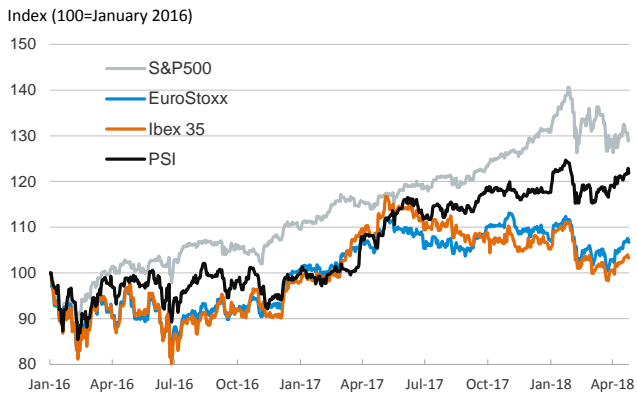
- ▶ Global stock markets registered slight declines, with lower losses for the main U.S. indices.
- ▶ In sovereign bonds markets, the yield on the 10-year Treasury continued to increase and consolidated above 3 percent. In Europe, sovereign bond yields remained relatively stable.
- ▶ In Germany, the GfK consumer confidence index decreased slightly to 10.8 points in May (April: 10.9).
- ▶ In FX markets, the euro depreciated and went back below 1.22 dollars for the first time since the beginning of the year.
- ▶ Today, the Governing Council of the ECB will meet for its policy meeting. Investors will watch for any sign that the central bank are preparing a shift in stimulus plans for their June meeting.

Interest Rates (%)	4/25	4/24	Daily Change (basis points)	Weekly Change (basis points)	YTD (basis points)	YoY Change (basis points)
<b>Eurozone</b>						
ECB - Official Interest Rate (Refi)	0.00	0.00	0	0	0	0
Eonia	-0.37	-0.37	0	0	-2	0
Swap Eonia (10Y)	0.84	0.83	1	9	15	25
3 months (Euribor)	-0.33	-0.33	0	0	0	0
12 months (Euribor)	-0.19	-0.19	0	0	0	-7
Germany - 2-Year Bond	-0.55	-0.55	0	1	7	14
Germany - 10-Year Bond	0.63	0.63	0	10	21	28
France - 10-Year Bond	0.85	0.84	1	11	7	-3
Italy - 10-Year Bond	1.77	1.76	1	6	-23	-53
Spain - 10-Year Bond	1.30	1.30	0	9	-27	-40
Portugal - 10-Year Bond	1.71	1.68	3	10	-23	-186
Risk premium - Spain (10Y)	67	67	0	-2	-47	-68
Risk premium - Portugal (10Y)	108	105	3	0	-44	-214
<b>US</b>						
Fed - Upper Bound	1.75	1.75	0	0	25	75
3 months (Libor)	2.36	2.36	0	0	67	119
12 months (Libor)	2.77	2.77	0	2	66	99
2-Year Bond	2.49	2.47	2	6	61	122
10-Year Bond	3.03	3.00	3	16	62	73
<b>Stock Markets</b>						
	4/25	4/24	Daily Change (%)	Weekly Change (%)	YTD (%)	YoY Change (%)
CaixaBank	4.00*	4.01*	-0.3	-0.3	2.8	-3.0
BPI	1.20	1.19	0.7	4.4	2.1	13.6
Ibex 35	9858	9883	-0.3	0.0	-1.9	-8.4
PSI	3075	3101	-0.9	0.6	3.5	12.2
DAX	12422	12551	-1.0	-1.3	-3.8	-0.4
CAC 40	5413	5444	-0.6	0.6	1.9	2.4
Eurostoxx50	3486	3511	-0.7	-0.1	-0.5	-2.6
FTSE 100	7379	7425	-0.6	0.8	-4.0	1.2
S&P 500	2639	2635	0.2	-2.6	-1.3	10.6
Nasdaq	7004	7007	-0.1	-4.0	1.5	16.2
Nikkei 225	22215	22278	-0.3	0.3	-2.4	15.2
MSCI Emerging Index	1140	1154	-1.2	-3.0	-1.6	16.1
Shanghai	3118	3129	-0.4	0.9	-5.7	-0.7
VIX Index	18	18	-1.0	14.4	61.6	64.4
<b>Currencies</b>						
	4/25	4/24	Daily Change (%)	Weekly Change (%)	YTD (%)	YoY Change (%)
EUR/USD	1.216	1.223	-0.6	-1.7	1.3	11.5
EUR/JPY	133.07	133.11	0.0	0.3	-1.6	9.9
EUR/GBP	0.87	0.88	-0.2	0.2	-1.7	2.9
EUR/CHF	1.20	1.20	-0.2	-0.2	2.2	10.4
USD/JPY	109.43	108.82	0.6	2.1	-2.9	-1.5
USD/CNY	6.33	6.31	0.3	0.8	-2.8	-8.2
USD/MXN	18.85	18.82	0.2	4.2	-4.1	-1.8
<b>Commodities</b>						
	4/25	4/24	Daily Change (%)	Weekly Change (%)	YTD (%)	YoY Change (%)
Global Commodities Index	89.2	89.1	0.2	-1.3	1.2	6.4
Brent (US\$/barrel)	74.0	73.9	0.2	0.7	10.7	42.8
Gold (US\$/ounce)	1323.1	1330.4	-0.5	-1.9	1.5	4.2
Metal Index	226.9	227.1	-0.1	-5.4	-1.4	23.3
Agricultural Index	267.9	265.7	0.8	-0.2	5.1	3.9

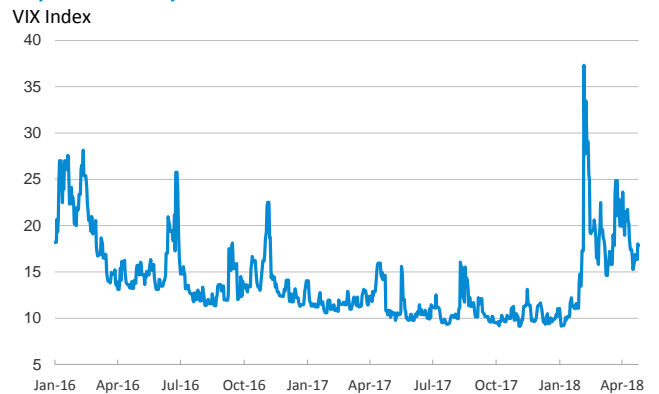
Note (\*): one more day for Asian stock markets

Selected Time Series

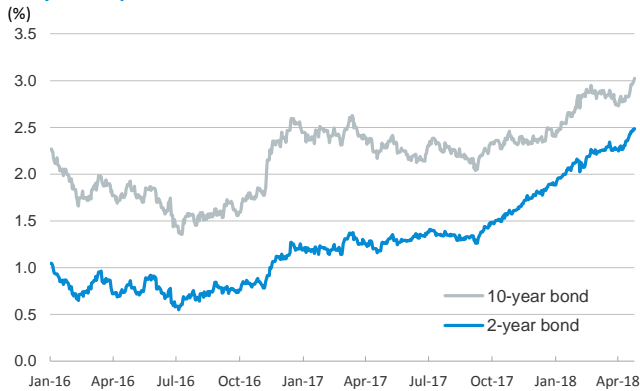
Main advanced stock markets



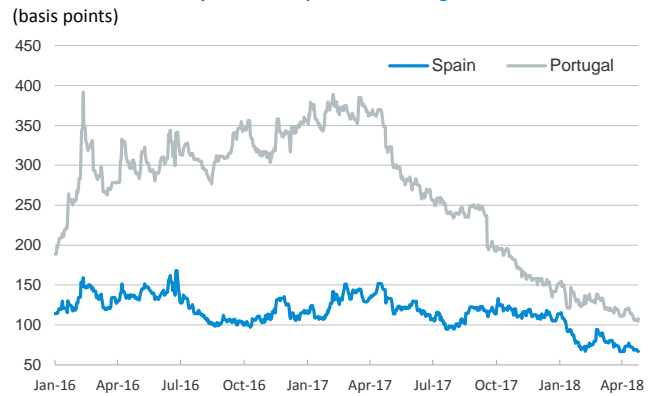
Implied volatility on US stock markets



US: yield on public debt



Risk Premium on 10-year debt: Spain and Portugal



Exchange rate: EUR/USD



Brent oil price



Notice regarding publication of the CaixaBank "Daily Report".

The "Daily Report" is a publication by CaixaBank Research that contains information and opinions from sources considered to be reliable. This document is for informative purposes only and CaixaBank is not liable in any way for any use made thereof. The opinions and estimates are those of the CaixaBank Research and are liable to change without prior notice.