

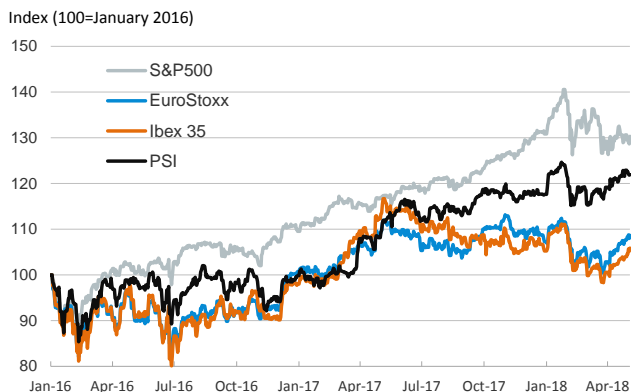
- ▶ Stock markets in developed economies advanced, with the S&P and the IBEX 35 gaining 1.3 and 0.7 percent respectively.
- ▶ In fixed-income markets, sovereign bonds increased their yields in Europe, with Portugal and Italy leading the advances. In FX markets, the euro closed at \$1.196.
- ▶ In the US, job creation stood at 164,000 in April and the unemployment rate fell to an 18-year low of 3.9 percent, reinforcing expectations of another Fed interest rate hike in June.
- ▶ This week markets will pay attention to the release of the April inflation data in the US and to the Bank of England's meeting on Thursday.

Interest Rates (%)	5/4	5/3	Daily Change (basis points)	Weekly Change (basis points)	YTD (basis points)	YoY Change (basis points)
<b>Eurozone</b>						
ECB - Official Interest Rate (Refi)	0.00	0.00	0	0	0	0
Eonia	-0.36	-0.36	0	1	-1	0
Swap Eonia (10Y)	0.77	0.77	-1	-4	7	11
3 months (Euribor)	-0.33	-0.33	0	0	0	0
12 months (Euribor)	-0.19	-0.19	0	0	0	-7
Germany - 2-Year Bond	-0.58	-0.59	1	0	5	10
Germany - 10-Year Bond	0.54	0.53	1	-3	12	13
France - 10-Year Bond	0.78	0.76	2	-1	0	-6
Italy - 10-Year Bond	1.79	1.74	6	6	-21	-37
Spain - 10-Year Bond	1.30	1.25	4	4	-27	-26
Portugal - 10-Year Bond	1.71	1.65	6	5	-24	-168
Risk premium - Spain (10Y)	76	72	3	6	-39	-39
Risk premium - Portugal (10Y)	116	112	5	8	-35	-181
<b>US</b>						
Fed - Upper Bound	1.75	1.75	0	0	25	75
3 months (Libor)	2.37	2.36	1	1	68	119
12 months (Libor)	2.78	2.77	1	0	67	100
2-Year Bond	2.50	2.48	2	2	62	119
10-Year Bond	2.95	2.95	0	-1	54	60
<b>Stock Markets</b>						
	5/4	5/3	Daily Change (%)	Weekly Change (%)	YTD (%)	YoY Change (%)
CaixaBank	4.16	4.08	2.0	3.2	7.0	-6.1
BPI	1.18	1.20	-1.5	-1.0	0.8	11.0
Ibex 35	10104	10039	0.7	1.8	0.6	-9.3
PSI	3078	3076	0.1	-0.8	3.7	8.9
DAX	12820	12690	1.0	1.9	-0.8	0.8
CAC 40	5516	5502	0.3	0.6	3.8	1.5
Eurostoxx50	3551	3529	0.6	0.9	1.3	-3.0
FTSE 100	7567	7503	0.9	0.9	-1.6	3.7
S&P 500	2663	2630	1.3	-0.2	-0.4	11.0
Nasdaq	7210	7088	1.7	1.3	4.4	18.2
Nikkei 225	22473	22473	0.0	0.0	-1.3	15.6
MSCI Emerging Index	1136	1138	-0.1	-1.7	-1.9	16.1
Shanghai	3091	3101	-0.3	0.3	-6.5	-0.4
VIX Index	15	16	-7.1	-4.2	33.8	39.7
<b>Currencies</b>						
	5/4	5/3	Daily Change (%)	Weekly Change (%)	YTD (%)	YoY Change (%)
EUR/USD	1.196	1.199	-0.2	-1.4	-0.4	8.7
EUR/JPY	130.50	130.92	-0.3	-1.4	-3.5	5.3
EUR/GBP	0.88	0.88	0.1	0.5	-0.5	4.3
EUR/CHF	1.20	1.20	0.0	-0.1	2.2	10.1
USD/JPY	109.12	109.19	-0.1	0.1	-3.2	-3.2
USD/CNY	6.36	6.35	0.1	0.5	-2.2	-7.8
USD/MXN	19.27	19.06	1.1	3.5	-2.0	1.5
<b>Commodities</b>						
	5/4	5/3	Daily Change (%)	Weekly Change (%)	YTD (%)	YoY Change (%)
Global Commodities Index	90.0	89.7	0.4	0.7	2.1	8.8
Brent (US\$/barrel)	74.9	73.6	1.7	0.3	12.0	52.5
Gold (US\$/ounce)	1315.4	1312.1	0.2	-0.6	0.9	7.7
Metal Index	227.0	223.0	1.8	1.8	-1.4	26.5
Agricultural Index	274.6	277.5	-1.0	1.1	7.7	4.9

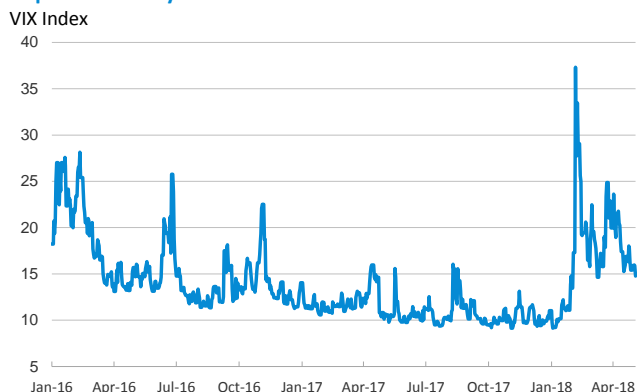
Note (\*): one more day for Asian stock markets

Selected Time Series

Main advanced stock markets



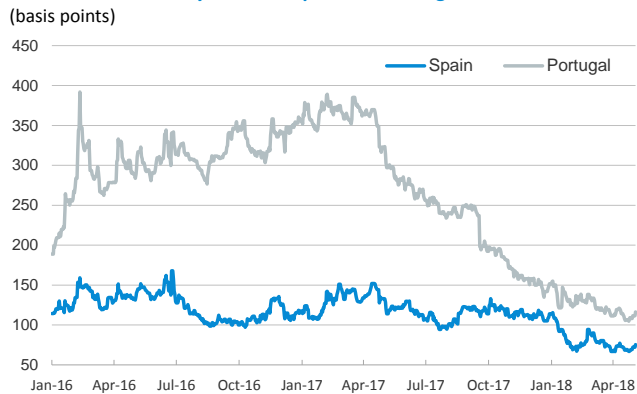
Implied volatility on US stock markets



US: yield on public debt



Risk Premium on 10-year debt: Spain and Portugal



Exchange rate: EUR/USD



Brent oil price



Notice regarding publication of the CaixaBank "Daily Report".

The "Daily Report" is a publication by CaixaBank Research that contains information and opinions from sources considered to be reliable. This document is for informative purposes only and CaixaBank is not liable in any way for any use made thereof. The opinions and estimates are those of the CaixaBank Research and are liable to change without prior notice.