

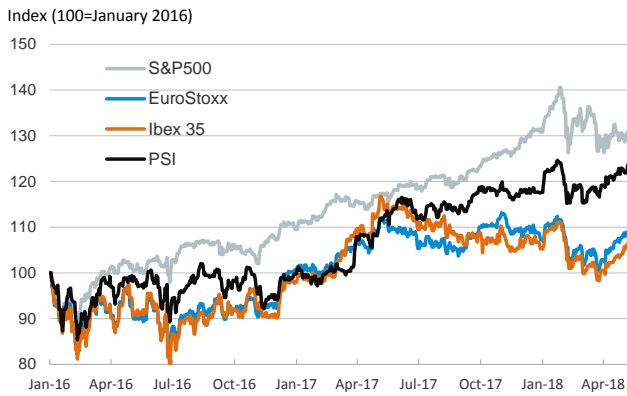
- ▶ Global stock markets edged up with the Ibex 35 and the S&P 500 registering increases of 0.5 and 1 percent respectively.
- ▶ In fixed-income markets, yields on long term sovereign bonds decreased slightly in Europe with the exception of Italy, where political uncertainty continued to put pressure on yields. In the U.S., yields on the 10-year Treasury bonds nudged up and reached 3 percent.
- ▶ Oil prices registered a strong increase of more than 3 percent yesterday as tensions with Iran intensified. The barrel of Brent closed above \$77, its highest level since the end of 2014.
- ▶ Today investors will pay attention to the release of the April inflation data in the U.S. and to the meeting of the Bank of England.

Interest Rates (%)	5/9	5/8	Daily Change (basis points)	Weekly Change (basis points)	YTD (basis points)	YoY Change (basis points)
Eurozone						
ECB - Official Interest Rate (Refi)	0.00	0.00	0	0	0	0
Eonia	-0.36	-0.36	0	0	-1	0
Swap Eonia (10Y)	0.80	0.79	1	0	11	15
3 months (Euribor)	-0.33	-0.33	0	0	0	0
12 months (Euribor)	-0.19	-0.19	0	0	0	-7
Germany - 2-Year Bond	-0.58	-0.58	0	-1	5	8
Germany - 10-Year Bond	0.56	0.56	0	-2	13	14
France - 10-Year Bond	0.79	0.80	-1	-1	1	-5
Italy - 10-Year Bond	1.88	1.86	2	9	-13	-37
Spain - 10-Year Bond	1.30	1.32	-2	-1	-26	-30
Portugal - 10-Year Bond	1.71	1.74	-2	2	-23	-168
Risk premium - Spain (10Y)	75	76	-1	2	-40	-44
Risk premium - Portugal (10Y)	115	117	-2	4	-36	-182
US						
Fed - Upper Bound	1.75	1.75	0	0	25	75
3 months (Libor)	2.35	2.35	0	-1	66	117
12 months (Libor)	2.77	2.77	0	-1	66	98
2-Year Bond	2.53	2.51	2	4	65	118
10-Year Bond	3.00	2.98	2	3	59	59
Stock Markets						
	5/9	5/8	Daily Change (%)	Weekly Change (%)	YTD (%)	YoY Change (%)
CaixaBank	4.22	4.23	-0.2	1.2	8.5	-0.9
BPI	1.45	1.45	0.1	21.4	23.8	35.3
Ibex 35	10221	10168	0.5	1.3	1.8	-7.4
PSI	3135	3128	0.2	1.8	5.6	10.8
DAX	12943	12912	0.2	1.1	0.2	1.5
CAC 40	5535	5522	0.2	0.1	4.2	2.5
Eurostoxx50	3570	3558	0.3	0.4	1.9	-2.1
FTSE 100	7663	7566	1.3	1.6	-0.3	3.8
S&P 500	2698	2672	1.0	2.4	0.9	12.4
Nasdaq	7340	7267	1.0	3.4	6.3	19.8
Nikkei 225	22409	22509	-0.4	-0.3	-1.6	12.6
MSCI Emerging Index	1144	1143	0.1	-0.7	-1.3	14.9
Shanghai	3159	3161	-0.1	2.5	-4.5	3.5
VIX Index	13	15	-8.8	-16.0	21.6	31.4
Currencies						
	5/9	5/8	Daily Change (%)	Weekly Change (%)	YTD (%)	YoY Change (%)
EUR/USD	1.185	1.186	-0.1	-0.8	-1.3	9.0
EUR/JPY	130.06	129.47	0.5	-0.9	-3.9	4.7
EUR/GBP	0.87	0.88	-0.1	-0.6	-1.5	4.1
EUR/CHF	1.19	1.19	0.2	-0.2	1.8	8.7
USD/JPY	109.74	109.13	0.6	-0.1	-2.6	-4.0
USD/CNY	6.36	6.37	-0.1	0.0	-2.2	-7.8
USD/MXN	19.57	19.57	0.0	2.5	-0.5	2.9
Commodities						
	5/9	5/8	Daily Change (%)	Weekly Change (%)	YTD (%)	YoY Change (%)
Global Commodities Index	90.1	89.6	0.6	0.7	2.2	8.9
Brent (US\$/barrel)	77.2	74.9	3.2	5.2	15.5	53.7
Gold (US\$/ounce)	1312.7	1314.6	-0.1	0.6	0.7	7.7
Metal Index	226.3	226.2	0.1	0.6	-1.7	27.5
Agricultural Index	269.6	270.8	-0.4	-2.2	5.8	3.1

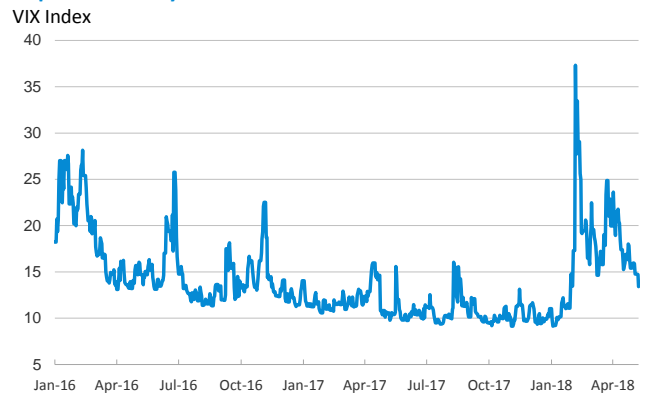
Note (*): one more day for Asian stock markets

Selected Time Series

Main advanced stock markets



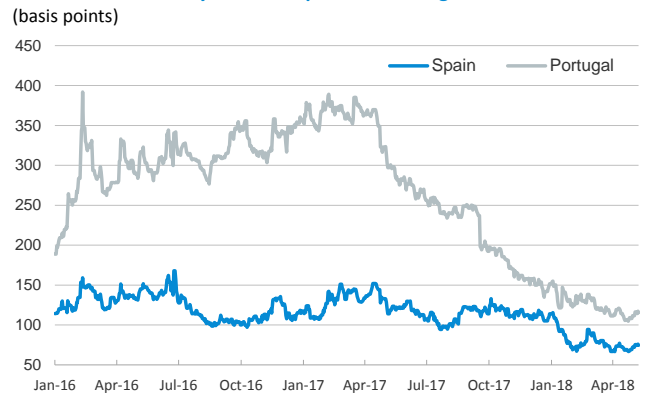
Implied volatility on US stock markets



US: yield on public debt



Risk Premium on 10-year debt: Spain and Portugal



Exchange rate: EUR/USD



Brent oil price



Notice regarding publication of the CaixaBank "Daily Report".

The "Daily Report" is a publication by CaixaBank Research that contains information and opinions from sources considered to be reliable. This document is for informative purposes only and CaixaBank is not liable in any way for any use made thereof. The opinions and estimates are those of the CaixaBank Research and are liable to change without prior notice.