

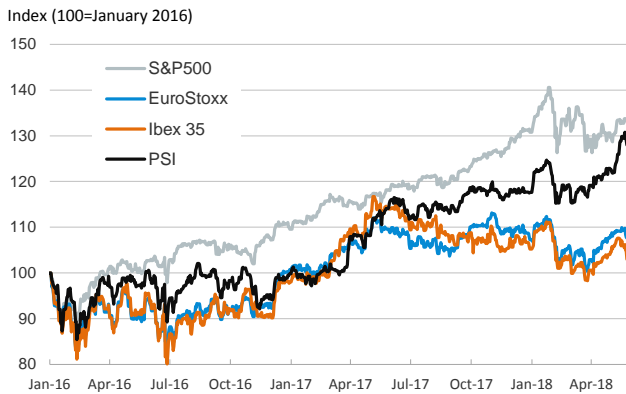
- ▶ European stock markets edged down, with the Italian FTSE MIB leading the losses and declining more than 2%. Meanwhile, the IBEX 35 and the DAX decreased 0.6%. Yesterday U.S. and U.K. markets were closed, as it was bank holiday.
- ▶ In fixed-income markets, the political uncertainty in Spain and Italy led to large increases in the risk premiums on peripheral 10-year sovereign bonds, probably exacerbated by the low liquidity due to the bank holiday in the U.S. and U.K. The German 10-year sovereign bond acted as a safe asset, and its yield decreased by 6 basis points. In FX markets, the euro depreciated slightly and remained at \$1.16.
- ▶ Brent oil prices continued to decrease and fell below 76 U.S. dollars per barrel.

Interest Rates (%)	5/28	5/25	Daily Change (basis points)	Weekly Change (basis points)	YTD (basis points)	YoY Change (basis points)
Eurozone						
ECB - Official Interest Rate (Refi)	0.00	0.00	0	0	0	0
Eonia	-0.37	-0.37	0	0	-2	-1
Swap Eonia (10Y)	0.68	0.70	-2	-13	-1	12
3 months (Euribor)	-0.32	-0.32	0	0	1	1
12 months (Euribor)	-0.19	-0.19	0	0	0	-6
Germany - 2-Year Bond	-0.67	-0.62	-5	-5	-4	4
Germany - 10-Year Bond	0.34	0.41	-6	-18	-8	5
France - 10-Year Bond	0.69	0.71	-2	-12	-9	-4
Italy - 10-Year Bond	2.67	2.45	22	29	67	50
Spain - 10-Year Bond	1.53	1.47	6	2	-4	-3
Portugal - 10-Year Bond	2.07	1.95	12	7	13	-108
Risk premium - Spain (10Y)	118	106	12	20	4	-8
Risk premium - Portugal (10Y)	173	154	18	25	21	-113
US						
Fed - Upper Bound	1.75	1.75	0	0	25	75
3 months (Libor)	2.32	2.32	0	-1	63	112
12 months (Libor)	2.73	2.73	0	-4	62	101
2-Year Bond	2.48	2.48	0	-9	60	119
10-Year Bond	2.93	2.93	0	-13	52	68
Stock Markets						
	5/28	5/25	Daily Change (%)	Weekly Change (%)	YTD (%)	YoY Change (%)
CaixaBank	3.87*	3.91*	-1.0	-5.5	-0.5	-8.1
BPI	1.45	1.45	0.0	0.0	23.6	35.5
Ibex 35	9764	9827	-0.6	-3.0	-2.8	-10.3
PSI	3196	3230	-1.1	-2.8	7.6	10.8
MIB	21933	22398	-2.1	-5.0	0.4	5.5
DAX	12863	12938	-0.6	-1.6	-0.4	1.9
CAC 40	5509	5543	-0.6	-2.3	3.7	3.3
Eurostoxx50	3483	3515	-0.9	-2.5	-0.6	-2.7
FTSE 100	7730	7730	0.0	-1.6	0.6	2.4
S&P 500	2721	2721	0.0	-0.4	1.8	12.6
Nasdaq	7434	7434	0.0	0.5	7.7	19.7
Nikkei 225	22481	22451	0.1	-2.3	-1.2	14.2
MSCI Emerging Index	1137	1137	0.0	0.0	-1.9	12.0
Shanghai	3135	3141	-0.2	-2.5	-5.2	0.8
VIX Index	13	13	0.0	1.1	19.7	34.8
Currencies						
	5/28	5/25	Daily Change (%)	Weekly Change (%)	YTD (%)	YoY Change (%)
EUR/USD	1.163	1.165	-0.2	-1.4	-3.2	4.1
EUR/GBP	0.87	0.88	-0.3	-0.6	-1.7	0.4
EUR/CHF	1.16	1.15	0.1	-1.8	-1.3	5.8
USD/JPY	109.42	109.41	0.0	-1.5	-2.9	-1.7
USD/CNY	6.40	6.39	0.1	0.2	-1.7	-6.7
USD/MXN	19.59	19.54	0.3	-1.1	-0.3	6.1
Commodities						
	5/28	5/25	Daily Change (%)	Weekly Change (%)	YTD (%)	YoY Change (%)
Global Commodities Index	90.9	90.9	0.0	-0.1	3.1	8.2
Brent (US\$/barrel)	75.3	76.4	-1.5	-4.9	12.6	44.0
Gold (US\$/ounce)	1298.1	1301.7	-0.3	0.4	-0.4	2.3
Metal Index	226.2	226.2	0.0	-0.7	-1.7	24.1
Agricultural Index	277.3	277.3	0.0	2.0	8.8	8.2

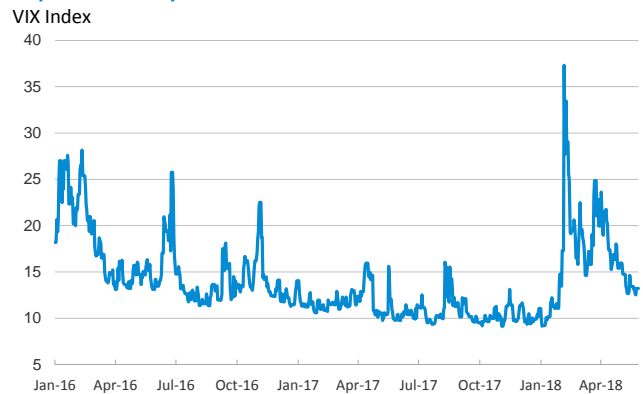
Note (*): one more day for Asian stock markets

Selected Time Series

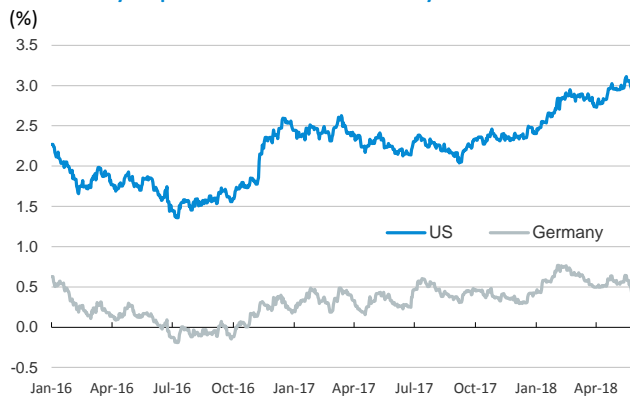
Main advanced stock markets



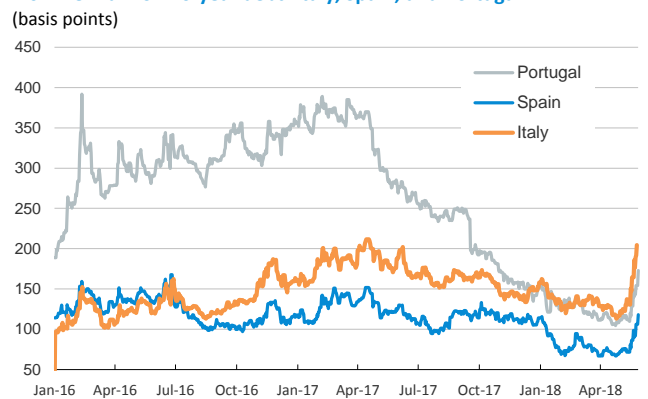
Implied volatility on US stock markets



Yield on 10-year public debt: U.S. and Germany



Risk Premium on 10-year debt: Italy, Spain, and Portugal



Exchange rate: EUR/USD



Brent oil price



Notice regarding publication of the CaixaBank "Daily Report".

The "Daily Report" is a publication by CaixaBank Research that contains information and opinions from sources considered to be reliable. This document is for informative purposes only and CaixaBank is not liable in any way for any use made thereof. The opinions and estimates are those of the CaixaBank Research and are liable to change without prior notice.