

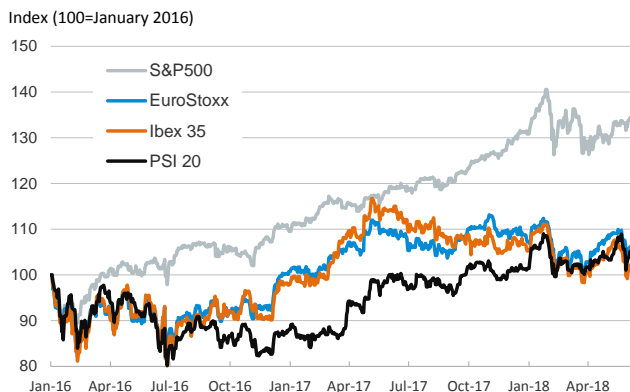
- ▶ Advanced financial markets started the week in an optimistic mood. Stock market indices advanced moderately both in the U.S. and Europe (except for the Italian MIB).
- ▶ In fixed income markets, yields on 10-year U.S. Treasuries edged up but remain below 3%. In European sovereign bond markets, peripheral risk premia continued to narrow strongly. In FX markets, the euro-dollar cross remained stable at \$1.17.
- ▶ In oil markets, the barrel of Brent edged down to \$75.3.
- ▶ In Spain, job creation continues to sustain a strong momentum and in May the number of social security affiliates was up by 3.1% yoy and registered unemployment was down by -6.0% yoy.
- ▶ Today the focus will be on the release of May Markit's Services and Composite PMI for Eurozone countries.

Interest Rates (%)	6/4	6/1	Daily Change (basis points)	Weekly Change (basis points)	YTD (basis points)	YoY Change (basis points)
Eurozone						
ECB - Official Interest Rate (Refi)	0.00	0.00	0	0	0	0
Eonia	-0.36	-0.36	0	1	-1	2
Swap Eonia (10Y)	0.75	0.72	3	7	6	17
3 months (Euribor)	-0.32	-0.32	0	0	1	1
12 months (Euribor)	-0.18	-0.18	0	0	0	-5
Germany - 2-Year Bond	-0.62	-0.63	1	5	1	8
Germany - 10-Year Bond	0.42	0.39	3	7	-1	13
France - 10-Year Bond	0.72	0.70	2	3	-6	0
Italy - 10-Year Bond	2.52	2.66	-15	-15	51	25
Spain - 10-Year Bond	1.33	1.44	-11	-20	-24	-25
Portugal - 10-Year Bond	1.76	1.88	-12	-31	-18	-129
Risk premium - Spain (10Y)	91	106	-14	-27	-23	-38
Risk premium - Portugal (10Y)	134	149	-15	-38	-17	-142
US						
Fed - Upper Bound	1.75	1.75	0	0	25	75
3 months (Libor)	2.32	2.32	0	0	63	110
12 months (Libor)	2.72	2.72	0	-1	61	99
2-Year Bond	2.52	2.47	5	4	64	122
10-Year Bond	2.94	2.90	4	1	53	76
Stock Markets						
	6/4	6/1	Daily Change (%)	Weekly Change (%)	YTD (%)	YoY Change (%)
CaixaBank	3.72*	3.73*	-0.4	-3.9	-4.4	-9.8
BPI	1.45	1.45	0.0	0.0	23.6	36.8
Ibex 35	9750	9632	1.2	-0.1	-2.9	-10.4
PSI 20	5584	5517	1.2	1.3	3.6	5.8
MIB	22010	22110	-0.5	0.4	0.7	6.2
DAX	12771	12724	0.4	-0.7	-1.1	-0.4
CAC 40	5473	5466	0.1	-0.7	3.0	3.1
Eurostoxx50	3470	3454	0.5	-0.4	-1.0	-3.1
FTSE 100	7741	7702	0.5	0.1	0.7	2.9
S&P 500	2747	2735	0.4	0.9	2.7	12.8
Nasdaq	7606	7554	0.7	2.3	10.2	20.8
Nikkei 225	22476	22171	1.4	0.0	-1.3	11.4
MSCI Emerging Index	1147	1130	1.5	0.9	-1.0	12.7
Shanghai	3091	3075	0.5	-1.4	-6.5	0.0
VIX Index	13	13	-5.3	-3.6	15.4	26.5
Currencies						
	6/4	6/1	Daily Change (%)	Weekly Change (%)	YTD (%)	YoY Change (%)
EUR/USD	1.170	1.166	0.3	0.6	-2.5	4.0
EUR/GBP	0.88	0.87	0.6	0.6	-1.1	0.8
EUR/CHF	1.16	1.15	0.3	0.1	-1.2	6.5
USD/JPY	109.82	109.54	0.3	0.4	-2.5	-0.6
USD/CNY	6.41	6.42	-0.2	0.1	-1.5	-5.8
USD/MXN	20.07	19.94	0.7	2.4	2.1	9.4
Commodities						
	6/4	6/1	Daily Change (%)	Weekly Change (%)	YTD (%)	YoY Change (%)
Global Commodities Index	89.4	90.5	-1.1	-1.6	1.4	9.1
Brent (US\$/barrel)	75.3	76.8	-2.0	0.0	12.6	52.2
Gold (US\$/ounce)	1292.0	1293.7	-0.1	-0.5	-0.8	1.0
Metal Index	232.3	230.6	0.8	2.7	1.0	30.2
Agricultural Index	266.3	272.8	-2.4	-4.0	4.5	5.4

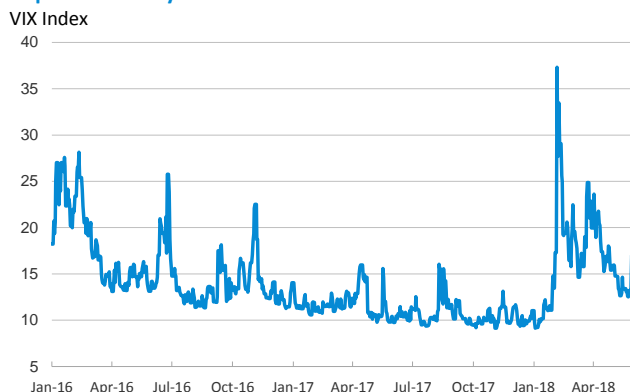
Note (*): one more day for Asian stock markets

Selected Time Series

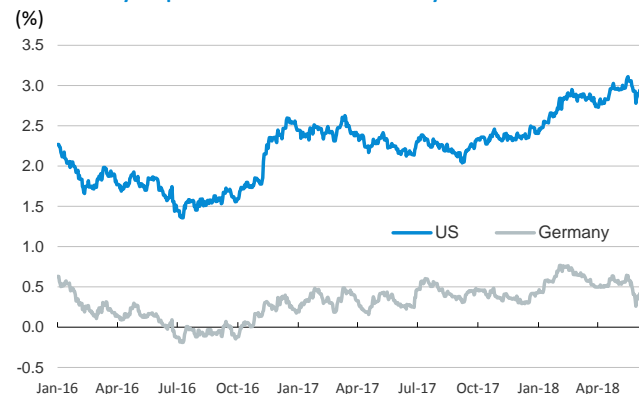
Main advanced stock markets



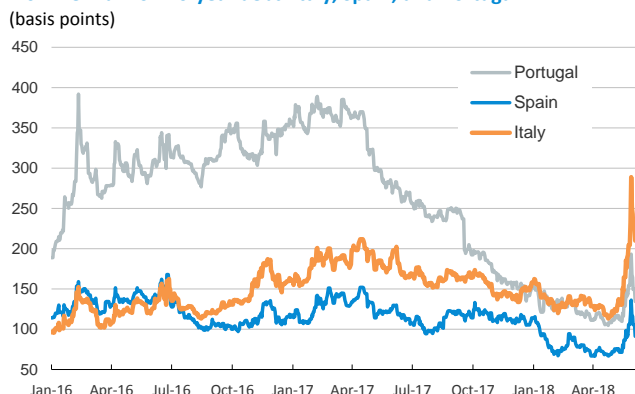
Implied volatility on US stock markets



Yield on 10-year public debt: U.S. and Germany



Risk Premium on 10-year debt: Italy, Spain, and Portugal



Exchange rate: EUR/USD



Brent oil price



Notice regarding publication of the CaixaBank "Daily Report".

The "Daily Report" is a publication by CaixaBank Research that contains information and opinions from sources considered to be reliable. This document is for informative purposes only and CaixaBank is not liable in any way for any use made thereof. The opinions and estimates are those of the CaixaBank Research and are liable to change without prior notice.