

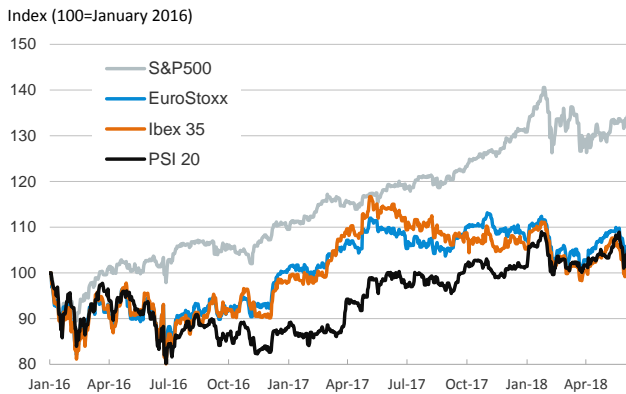
- ▶ European sovereign yields edged up on the back of upbeat comments from the ECB's Chief Economist Peter Praet, which gave investors greater confidence in the ECB's intentions to gradually wind down net asset purchases in the coming months.
- ▶ Spain and Portugal's sovereign spreads remained roughly unchanged while Italy's ticked up by 5bp. European stock markets exhibited a positive mood and recorded moderate gains.
- ▶ In the U.S., sovereign yields continued to nudge up and stock markets pushed higher.
- ▶ In FX markets, EM currencies appreciated against the USD (with the exception of the Brazilian Real).
- ▶ In Spain, today INE will release Q1's house price index.

Interest Rates (%)	6/6	6/5	Daily Change (basis points)	Weekly Change (basis points)	YTD (basis points)	YoY Change (basis points)
<b>Eurozone</b>						
ECB - Official Interest Rate (Refi)	0.00	0.00	0	0	0	0
Eonia	-0.36	-0.36	0	0	-1	1
Swap Eonia (10Y)	0.80	0.74	6	11	11	24
3 months (Euribor)	-0.32	-0.32	0	0	1	1
12 months (Euribor)	-0.18	-0.18	0	0	1	-5
Germany - 2-Year Bond	-0.60	-0.65	5	5	3	12
Germany - 10-Year Bond	0.47	0.37	10	9	4	20
France - 10-Year Bond	0.80	0.69	11	12	2	11
Italy - 10-Year Bond	2.92	2.78	15	4	92	63
Spain - 10-Year Bond	1.50	1.40	11	-3	-6	-7
Portugal - 10-Year Bond	1.95	1.86	9	-11	0	-115
Risk premium - Spain (10Y)	104	103	1	-12	-10	-26
Risk premium - Portugal (10Y)	148	149	-1	-20	-4	-135
<b>US</b>						
Fed - Upper Bound	1.75	1.75	0	0	25	75
3 months (Libor)	2.32	2.32	0	2	63	110
12 months (Libor)	2.74	2.74	0	4	63	102
2-Year Bond	2.52	2.49	3	11	64	121
10-Year Bond	2.97	2.93	4	12	56	80
<b>Stock Markets</b>						
	6/6	6/5	Daily Change (%)	Weekly Change (%)	YTD (%)	YoY Change (%)
CaixaBank	3.69	3.66	0.9	-1.1	-5.1	-11.2
BPI	1.45	1.45	0.0	0.0	23.6	36.7
Ibex 35	9792	9686	1.1	2.4	-2.5	-9.9
PSI 20	5613	5585	0.5	3.1	4.2	6.1
MIB	21808	21750	0.3	0.0	-0.2	5.1
DAX	12830	12787	0.3	0.4	-0.7	1.2
CAC 40	5458	5461	-0.1	0.6	2.7	3.6
Eurostoxx50	3461	3457	0.1	0.6	-1.2	-2.5
FTSE 100	7712	7687	0.3	0.3	0.3	3.1
S&P 500	2772	2749	0.9	1.8	3.7	13.9
Nasdaq	7689	7638	0.7	3.0	11.4	22.1
Nikkei 225	22626	22540	0.4	2.8	-0.6	13.2
MSCI Emerging Index	1150	1144	0.5	3.4	-0.7	13.2
Shanghai	3115	3114	0.0	2.4	-5.8	-0.8
VIX Index	12	12	-6.1	-22.1	5.4	12.0
<b>Currencies</b>						
	6/6	6/5	Daily Change (%)	Weekly Change (%)	YTD (%)	YoY Change (%)
EUR/USD	1.177	1.172	0.5	0.9	-1.9	4.6
EUR/GBP	0.88	0.88	0.3	0.0	-1.2	1.0
EUR/CHF	1.16	1.15	0.7	0.7	-0.7	6.9
USD/JPY	110.18	109.79	0.4	1.2	-2.2	0.3
USD/CNY	6.39	6.41	-0.3	-0.5	-1.8	-6.0
USD/MXN	20.30	20.46	-0.8	2.9	3.3	11.4
<b>Commodities</b>						
	6/6	6/5	Daily Change (%)	Weekly Change (%)	YTD (%)	YoY Change (%)
Global Commodities Index	89.8	89.7	0.1	-1.1	1.8	9.5
Brent (US\$/barrel)	75.4	75.4	0.0	-2.8	12.7	56.8
Gold (US\$/ounce)	1296.4	1296.4	0.0	-0.4	-0.5	0.7
Metal Index	237.9	235.6	1.0	4.3	3.4	33.9
Agricultural Index	266.3	266.5	-0.1	-2.5	4.5	3.7

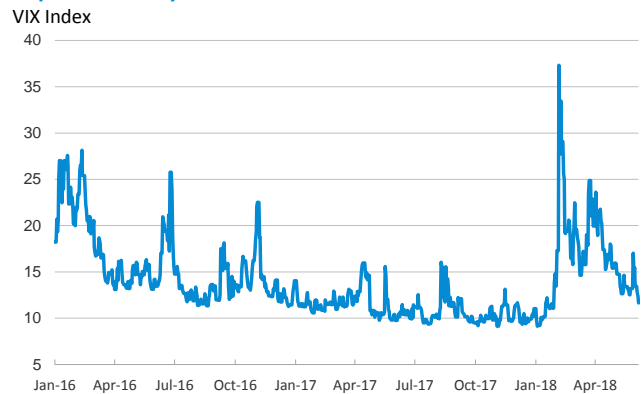
Note (\*): one more day for Asian stock markets

Selected Time Series

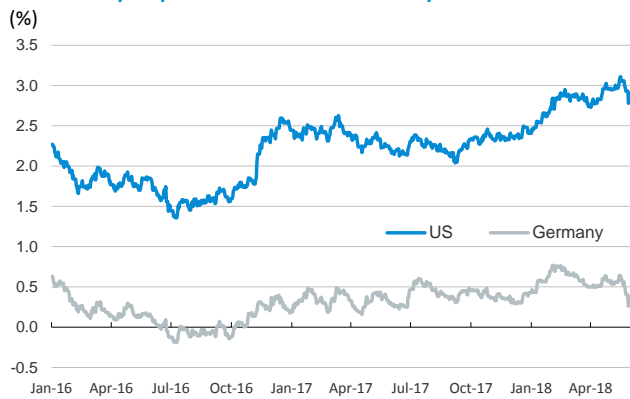
Main advanced stock markets



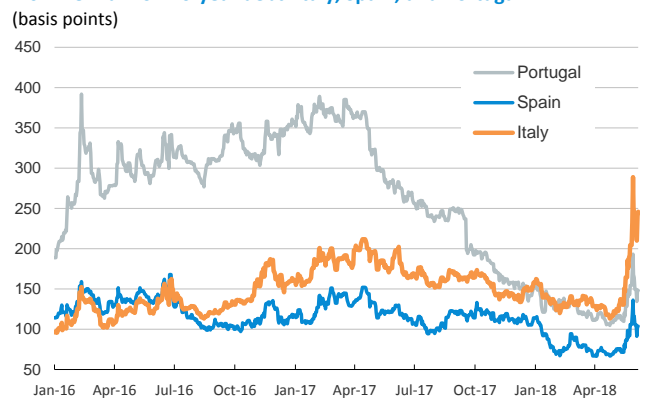
Implied volatility on US stock markets



Yield on 10-year public debt: U.S. and Germany



Risk Premium on 10-year debt: Italy, Spain, and Portugal



Exchange rate: EUR/USD



Brent oil price



Notice regarding publication of the CaixaBank "Daily Report".

The "Daily Report" is a publication by CaixaBank Research that contains information and opinions from sources considered to be reliable. This document is for informative purposes only and CaixaBank is not liable in any way for any use made thereof. The opinions and estimates are those of the CaixaBank Research and are liable to change without prior notice.