

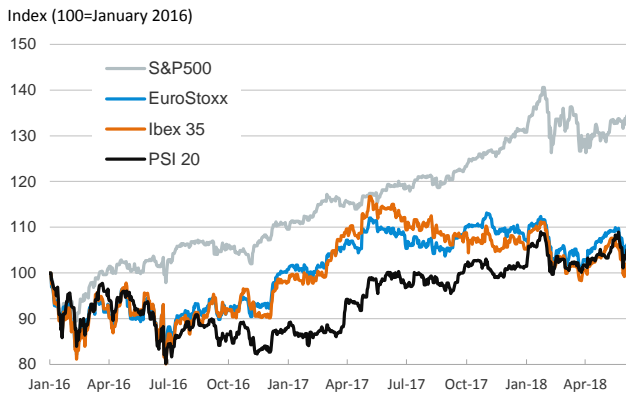
- ▶ Yesterday markets exhibited a mixed performance as most U.S. and European stock market indices declined (with the exception of the Spanish Ibex 35 and the Portuguese PSI 20).
- ▶ In fixed-income markets, yields on U.S. Treasuries edged down while in the euro area core sovereign yields nudged up and peripheral spreads were mixed. In FX markets, the euro closed at \$1.18.
- ▶ In emerging countries, a few central banks reacted to the higher US rates and the strength of the U.S. dollar. The Turkish central bank hiked its one-week repo rate by 125bp (to 17.75%), the Reserve Bank of India lifted the repo rate by 25bp to 6.25% (the first hike in the last four years) and Brazil's central bank sold extra FX swap contracts to defend its currency. The barrel of Brent pushed higher and reached \$77.3.
- ▶ In the Eurozone, Q1 GDP growth was confirmed at 2.5% YoY and 0.4% QoQ.

Interest Rates (%)	6/7	6/6	Daily Change (basis points)	Weekly Change (basis points)	YTD (basis points)	YoY Change (basis points)
Eurozone						
ECB - Official Interest Rate (Refi)	0.00	0.00	0	0	0	0
Eonia	-0.36	-0.36	0	0	-1	0
Swap Eonia (10Y)	0.80	0.80	0	10	11	25
3 months (Euribor)	-0.32	-0.32	0	0	1	1
12 months (Euribor)	-0.18	-0.18	0	0	1	-5
Germany - 2-Year Bond	-0.61	-0.60	-1	5	2	12
Germany - 10-Year Bond	0.48	0.47	2	14	6	23
France - 10-Year Bond	0.82	0.80	2	16	4	18
Italy - 10-Year Bond	3.05	2.92	12	27	104	88
Spain - 10-Year Bond	1.47	1.50	-3	-3	-10	0
Portugal - 10-Year Bond	2.03	1.95	9	5	9	-99
Risk premium - Spain (10Y)	99	104	-5	-18	-15	-23
Risk premium - Portugal (10Y)	155	148	7	-9	3	-122
US						
Fed - Upper Bound	1.75	1.75	0	0	25	75
3 months (Libor)	2.32	2.32	0	0	63	109
12 months (Libor)	2.74	2.74	0	2	63	101
2-Year Bond	2.49	2.52	-3	6	61	118
10-Year Bond	2.92	2.97	-5	6	51	73
Stock Markets						
	6/7	6/6	Daily Change (%)	Weekly Change (%)	YTD (%)	YoY Change (%)
CaixaBank	3.85*	3.69*	4.3	5.8	-1.1	-6.6
BPI	1.45	1.45	0.0	-0.1	23.6	36.7
Ibex 35	9829	9792	0.4	3.8	-2.1	-10.3
PSI 20	5625	5613	0.2	2.9	4.4	7.3
MIB	21768	21808	-0.2	-0.1	-0.4	3.4
DAX	12811	12830	-0.1	1.6	-0.8	0.8
CAC 40	5448	5458	-0.2	0.9	2.6	3.5
Eurostoxx50	3460	3461	0.0	1.6	-1.3	-2.9
FTSE 100	7704	7712	-0.1	0.3	0.2	3.4
S&P 500	2770	2772	-0.1	2.4	3.6	13.8
Nasdaq	7635	7689	-0.7	2.6	10.6	20.8
Nikkei 225	22823	22626	0.9	2.8	0.3	14.6
MSCI Emerging Index	1150	1150	0.0	2.6	-0.8	12.8
Shanghai	3109	3115	-0.2	0.5	-6.0	-1.3
VIX Index	12	12	4.2	-21.4	9.9	19.4
Currencies						
	6/7	6/6	Daily Change (%)	Weekly Change (%)	YTD (%)	YoY Change (%)
EUR/USD	1.180	1.177	0.2	0.9	-1.7	5.2
EUR/GBP	0.88	0.88	0.1	0.0	-1.0	1.5
EUR/CHF	1.16	1.16	-0.4	0.3	-1.2	6.6
USD/JPY	109.70	110.18	-0.4	0.8	-2.7	-0.3
USD/CNY	6.39	6.39	0.1	-0.3	-1.8	-6.0
USD/MXN	20.47	20.30	0.9	2.8	4.1	12.5
Commodities						
	6/7	6/6	Daily Change (%)	Weekly Change (%)	YTD (%)	YoY Change (%)
Global Commodities Index	90.0	89.8	0.3	-0.7	2.1	9.6
Brent (US\$/barrel)	77.3	75.4	2.6	-0.3	15.6	61.6
Gold (US\$/ounce)	1297.2	1296.4	0.1	-0.1	-0.5	1.5
Metal Index	236.9	237.9	-0.4	3.7	2.9	31.8
Agricultural Index	264.0	266.3	-0.9	-3.7	3.6	1.7

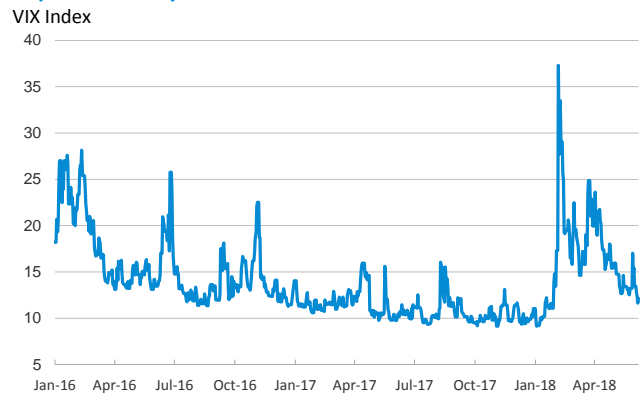
Note (*): one more day for Asian stock markets

Selected Time Series

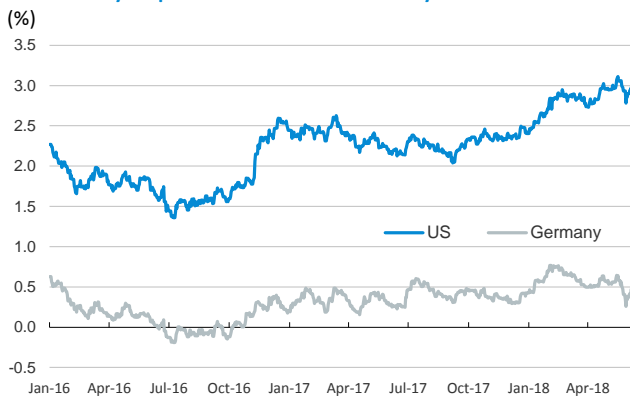
Main advanced stock markets



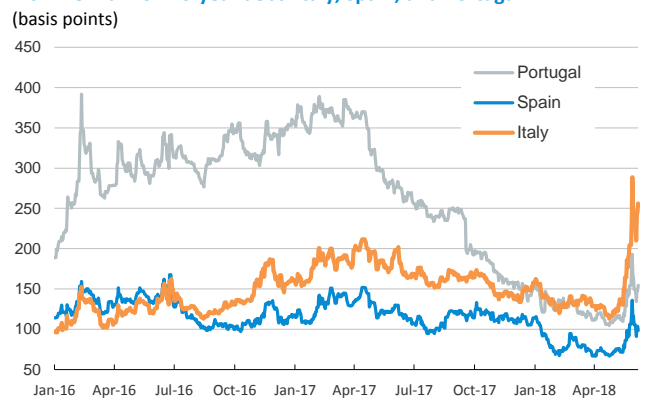
Implied volatility on US stock markets



Yield on 10-year public debt: U.S. and Germany



Risk Premium on 10-year debt: Italy, Spain, and Portugal



Exchange rate: EUR/USD



Brent oil price



Notice regarding publication of the CaixaBank "Daily Report".

The "Daily Report" is a publication by CaixaBank Research that contains information and opinions from sources considered to be reliable. This document is for informative purposes only and CaixaBank is not liable in any way for any use made thereof. The opinions and estimates are those of the CaixaBank Research and are liable to change without prior notice.