

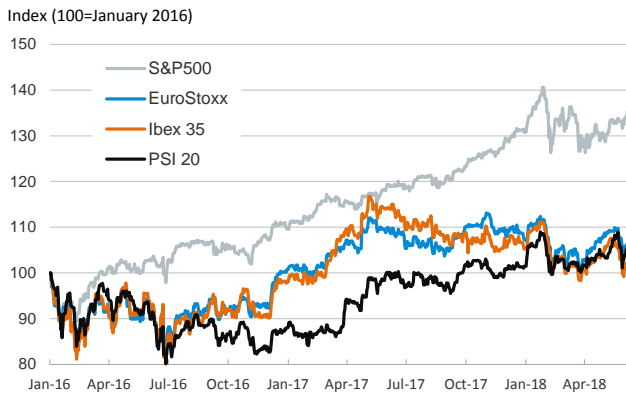
- ▶ Most of the European stock market indices decreased on Friday while the main U.S. indices registered slight increases. In Italy, the MIB continued to decline and dropped by almost 2%.
- ▶ In European sovereign bond markets, long term yields decreased in core countries and sovereign spreads increased in peripheral countries.
- ▶ President Donald Trump and North Korean leader Kim Jong Un will meet for a summit in Singapore on Tuesday.
- ▶ Later this week, the Federal Reserve, the ECB and the Bank of Japan will have their policy meetings this week. The Fed is expected to raise interest rates on Wednesday while on Thursday ECB officials should hold the first formal talks on ending the QE program. The Bank of Japan will meet on Friday.

Interest Rates (%)	6/8	6/7	Daily Change (basis points)	Weekly Change (basis points)	YTD (basis points)	YoY Change (basis points)
<b>Eurozone</b>						
ECB - Official Interest Rate (Refi)	0.00	0.00	0	0	0	0
Eonia	-0.36	-0.36	0	0	-1	0
Swap Eonia (10Y)	0.80	0.80	0	8	10	24
3 months (Euribor)	-0.32	-0.32	0	0	1	1
12 months (Euribor)	-0.18	-0.18	0	0	1	-4
Germany - 2-Year Bond	-0.65	-0.61	-4	-2	-2	8
Germany - 10-Year Bond	0.45	0.48	-4	6	2	19
France - 10-Year Bond	0.81	0.82	-1	11	3	17
Italy - 10-Year Bond	3.12	3.05	7	46	111	104
Spain - 10-Year Bond	1.47	1.47	0	3	-10	3
Portugal - 10-Year Bond	2.06	2.03	2	18	11	-96
Risk premium - Spain (10Y)	102	99	3	-3	-12	-16
Risk premium - Portugal (10Y)	161	155	6	11	9	-115
<b>US</b>						
Fed - Upper Bound	1.75	1.75	0	0	25	75
3 months (Libor)	2.33	2.33	0	1	64	109
12 months (Libor)	2.74	2.75	-1	2	63	101
2-Year Bond	2.50	2.49	1	3	62	117
10-Year Bond	2.95	2.92	3	5	54	75
<b>Stock Markets</b>						
	6/8	6/7	Daily Change (%)	Weekly Change (%)	YTD (%)	YoY Change (%)
CaixaBank	3.85*	3.85*	-0.1	3.0	-1.1	-8.3
BPI	1.45	1.45	0.0	0.0	23.6	36.7
Ibex 35	9746	9829	-0.8	1.2	-3.0	-11.2
PSI 20	5615	5625	-0.2	1.8	4.2	6.0
MIB	21356	21768	-1.9	-3.4	-2.3	1.1
DAX	12767	12811	-0.3	0.3	-1.2	-0.4
CAC 40	5450	5448	0.0	-0.3	2.6	2.8
Eurostoxx50	3447	3460	-0.4	-0.2	-1.6	-3.9
FTSE 100	7681	7704	-0.3	-0.3	-0.1	2.0
S&P 500	2779	2770	0.3	1.6	3.9	14.3
Nasdaq	7646	7635	0.1	1.2	10.8	23.2
Nikkei 225	22695	22823	-0.6	2.4	-0.3	13.4
MSCI Emerging Index	1135	1150	-1.2	0.5	-2.0	11.5
Shanghai	3067	3109	-1.4	-0.3	-7.3	-2.9
VIX Index	12	12	0.4	-9.5	10.3	13.8
<b>Currencies</b>						
	6/8	6/7	Daily Change (%)	Weekly Change (%)	YTD (%)	YoY Change (%)
EUR/USD	1.177	1.180	-0.3	0.9	-2.0	5.1
EUR/GBP	0.88	0.88	-0.2	0.5	-1.2	-0.1
EUR/CHF	1.16	1.16	0.2	0.6	-1.0	6.8
USD/JPY	109.55	109.70	-0.1	0.0	-2.8	-0.7
USD/CNY	6.41	6.39	0.2	-0.2	-1.5	-5.8
USD/MXN	20.29	20.47	-0.9	1.8	3.2	11.7
<b>Commodities</b>						
	6/8	6/7	Daily Change (%)	Weekly Change (%)	YTD (%)	YoY Change (%)
Global Commodities Index	90.0	90.0	-0.1	-0.5	2.1	9.2
Brent (US\$/barrel)	76.5	77.3	-1.1	-0.4	14.3	58.8
Gold (US\$/ounce)	1299.4	1297.2	0.2	0.4	-0.3	2.6
Metal Index	237.3	236.9	0.2	2.9	3.1	30.2
Agricultural Index	265.8	264.0	0.7	-2.6	4.3	2.0

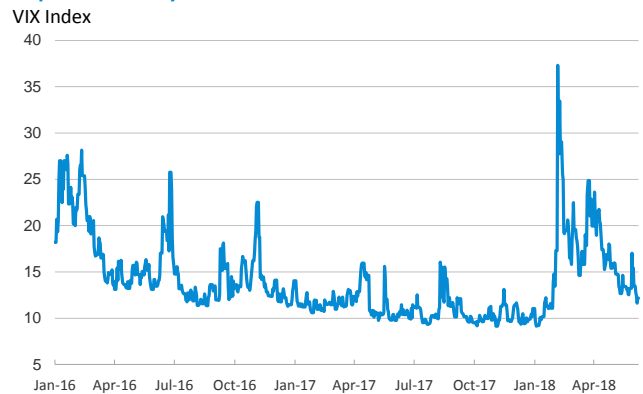
Note (\*): one more day for Asian stock markets

Selected Time Series

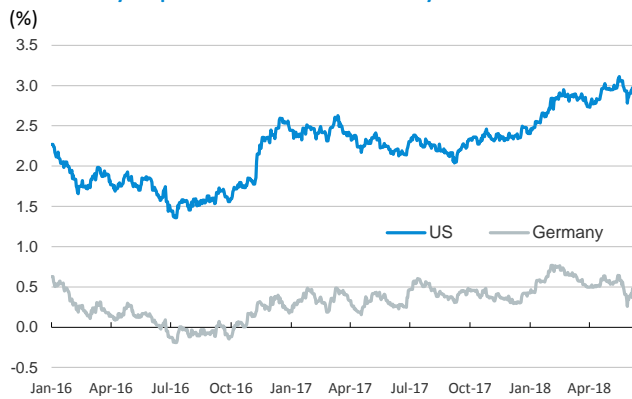
Main advanced stock markets



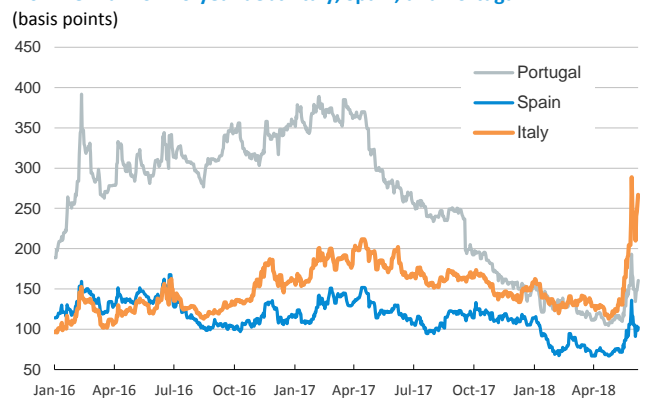
Implied volatility on US stock markets



Yield on 10-year public debt: U.S. and Germany



Risk Premium on 10-year debt: Italy, Spain, and Portugal



Exchange rate: EUR/USD



Brent oil price



Notice regarding publication of the CaixaBank "Daily Report".

The "Daily Report" is a publication by CaixaBank Research that contains information and opinions from sources considered to be reliable. This document is for informative purposes only and CaixaBank is not liable in any way for any use made thereof. The opinions and estimates are those of the CaixaBank Research and are liable to change without prior notice.