

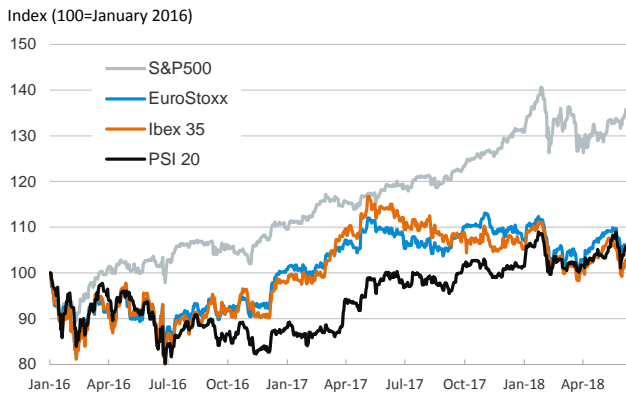
- ▶ Global stock markets started the week on a positive note, with slight increases for almost all the developed stock market indices. Increases were slightly more pronounced in Europe: for instance, the Italian MIB index rebounded strongly and gained 3.4 percent after the significant losses registered yesterday.
- ▶ In sovereign bond markets, yields edged up in core countries while they decreased significantly in Italy. Spreads in peripheral countries declined and went back below 100 points in Spain and around 150 points in Portugal.
- ▶ In commodities markets, Brent oil prices remained stable at 76.5 dollars per barrel.
- ▶ Today, investors will focus on the outcome of the historic summit between President Donald Trump and North Korea's leader Kim Jong Un.

Interest Rates (%)	6/11	6/8	Daily Change (basis points)	Weekly Change (basis points)	YTD (basis points)	YoY Change (basis points)
Eurozone						
ECB - Official Interest Rate (Refi)	0.00	0.00	0	0	0	0
Eonia	-0.36	-0.36	0	0	-1	0
Swap Eonia (10Y)	0.80	0.80	0	5	11	25
3 months (Euribor)	-0.32	-0.32	0	0	1	1
12 months (Euribor)	-0.18	-0.18	0	0	1	-3
Germany - 2-Year Bond	-0.60	-0.65	5	2	3	12
Germany - 10-Year Bond	0.49	0.45	4	8	7	24
France - 10-Year Bond	0.90	0.81	9	18	12	31
Italy - 10-Year Bond	2.83	3.12	-29	31	83	82
Spain - 10-Year Bond	1.44	1.47	-3	11	-13	0
Portugal - 10-Year Bond	2.00	2.06	-6	24	6	-99
Risk premium - Spain (10Y)	95	102	-7	4	-19	-25
Risk premium - Portugal (10Y)	151	161	-10	16	-1	-123
US						
Fed - Upper Bound	1.75	1.75	0	0	25	75
3 months (Libor)	2.33	2.33	0	2	64	109
12 months (Libor)	2.74	2.74	0	0	63	100
2-Year Bond	2.52	2.50	2	0	64	116
10-Year Bond	2.95	2.95	0	1	54	74
Stock Markets						
	6/11	6/8	Daily Change (%)	Weekly Change (%)	YTD (%)	YoY Change (%)
CaixaBank	3.96	3.85	3.0	6.5	1.8	-3.6
BPI	1.45	1.45	0.0	0.0	23.6	35.8
Ibex 35	9898	9746	1.6	1.5	-1.4	-8.7
PSI 20	5645	5615	0.5	1.1	4.8	7.4
MIB	22086	21356	3.4	0.3	1.1	5.6
DAX	12843	12767	0.6	0.6	-0.6	1.2
CAC 40	5474	5450	0.4	0.0	3.0	4.5
Eurostoxx50	3480	3447	1.0	0.3	-0.7	-1.8
FTSE 100	7737	7681	0.7	0.0	0.6	3.0
S&P 500	2782	2779	0.1	1.3	4.1	14.5
Nasdaq	7660	7646	0.2	0.7	11.0	24.0
Nikkei 225	22804	22695	0.5	1.5	0.2	14.5
MSCI Emerging Index	1139	1135	0.4	-0.6	-1.6	12.9
Shanghai	3053	3067	-0.5	-1.2	-7.7	-2.8
VIX Index	12	12	1.4	-3.1	11.9	7.8
Currencies						
	6/11	6/8	Daily Change (%)	Weekly Change (%)	YTD (%)	YoY Change (%)
EUR/USD	1.178	1.177	0.1	0.7	-1.8	5.2
EUR/GBP	0.88	0.88	0.4	0.3	-0.8	-0.5
EUR/CHF	1.16	1.16	0.2	0.5	-0.8	7.0
USD/JPY	110.03	109.55	0.4	0.2	-2.4	0.1
USD/CNY	6.40	6.41	-0.1	-0.1	-1.6	-5.8
USD/MXN	20.59	20.29	1.5	2.6	4.8	13.6
Commodities						
	6/11	6/8	Daily Change (%)	Weekly Change (%)	YTD (%)	YoY Change (%)
Global Commodities Index	89.6	90.0	-0.4	0.2	1.7	9.9
Brent (US\$/barrel)	76.5	76.5	0.0	1.6	14.3	58.3
Gold (US\$/ounce)	1300.5	1299.4	0.1	0.7	-0.2	2.7
Metal Index	235.8	237.3	-0.6	1.5	2.5	31.0
Agricultural Index	263.6	265.8	-0.8	-1.0	3.4	2.5

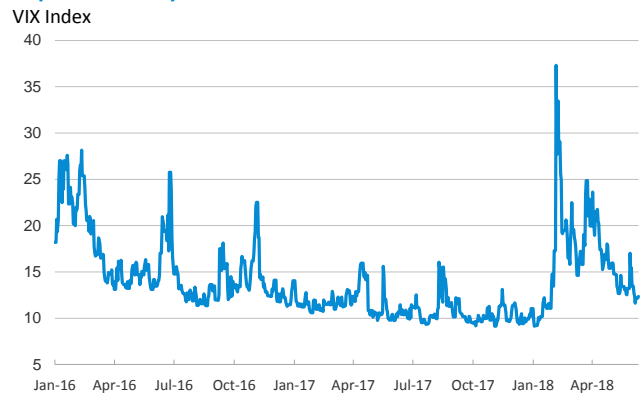
Note (*): one more day for Asian stock markets

Selected Time Series

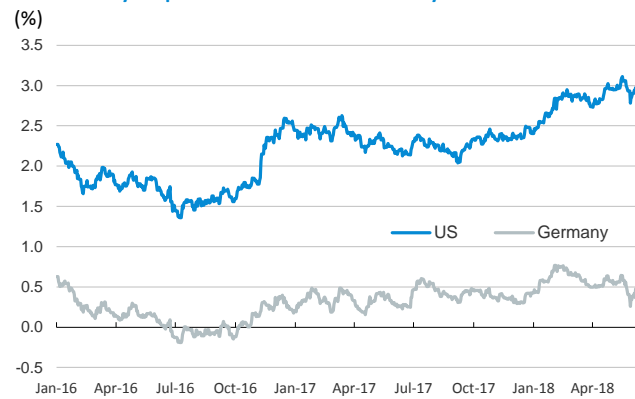
Main advanced stock markets



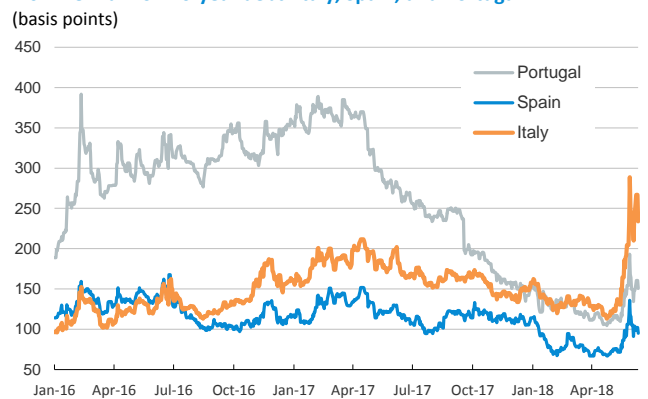
Implied volatility on US stock markets



Yield on 10-year public debt: U.S. and Germany



Risk Premium on 10-year debt: Italy, Spain, and Portugal



Exchange rate: EUR/USD



Brent oil price



Notice regarding publication of the CaixaBank "Daily Report".

The "Daily Report" is a publication by CaixaBank Research that contains information and opinions from sources considered to be reliable. This document is for informative purposes only and CaixaBank is not liable in any way for any use made thereof. The opinions and estimates are those of the CaixaBank Research and are liable to change without prior notice.