

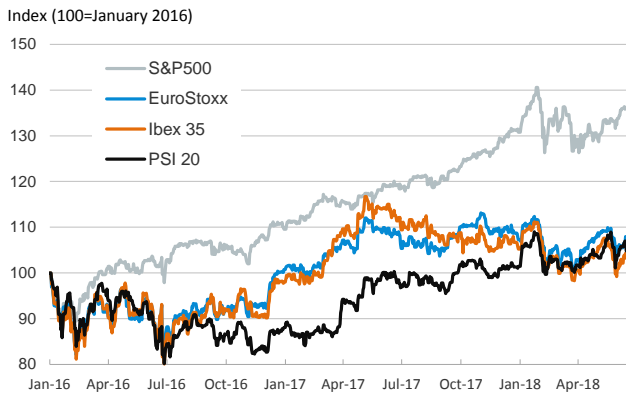
- ▶ Yesterday, European stock markets maintained the negative note, with slight decreases in most indices and a more pronounced decline in the German DAX. Asian and emerging economies indices performed poorly and registered losses greater than 1.8%. In the U.S., the S&P 500 also edged down.
- ▶ In the ECB Forum on Central Banking held in Sintra, Portugal, Mario Draghi implicitly endorsed market pricing of the first ECB rate hikes. Investors perceived this message as a confirmation of the central bank's accommodative tone. In this context, yields on the European sovereign bonds nudged down and the euro depreciated below \$1.16.
- ▶ In the advent of the OPEC meeting, Russian officials declared their intention to increase oil production and the barrel of Brent fluctuated around \$75.

Interest Rates (%)	6/19	6/18	Daily Change (basis points)	Weekly Change (basis points)	YTD (basis points)	YoY Change (basis points)
Eurozone						
ECB - Official Interest Rate (Refi)	0.00	0.00	0	0	0	0
Eonia	-0.36	-0.37	0	0	-2	0
Swap Eonia (10Y)	0.68	0.71	-3	-11	-1	14
3 months (Euribor)	-0.32	-0.32	0	0	1	1
12 months (Euribor)	-0.18	-0.18	0	0	1	-2
Germany - 2-Year Bond	-0.62	-0.62	-1	-3	1	3
Germany - 10-Year Bond	0.37	0.40	-3	-12	-5	11
France - 10-Year Bond	0.70	0.72	-2	-18	-8	10
Italy - 10-Year Bond	2.55	2.55	0	-29	55	65
Spain - 10-Year Bond	1.24	1.25	-1	-21	-33	-14
Portugal - 10-Year Bond	1.74	1.75	-1	-25	-21	-114
Risk premium - Spain (10Y)	87	86	1	-9	-27	-26
Risk premium - Portugal (10Y)	137	135	2	-13	-15	-125
US						
Fed - Upper Bound	2.00	2.00	0	25	50	75
3 months (Libor)	2.32	2.32	0	-2	63	103
12 months (Libor)	2.77	2.77	0	1	66	103
2-Year Bond	2.55	2.55	0	1	67	121
10-Year Bond	2.90	2.92	-2	-6	49	74
Stock Markets						
	6/19	6/18	Daily Change (%)	Weekly Change (%)	YTD (%)	YoY Change (%)
CaixaBank	3.72*	3.69*	0.9	-6.0	-4.2	-9.8
BPI	1.45	1.45	0.0	0.0	23.6	38.4
Ibex 35	9755	9769	-0.1	-1.6	-2.9	-9.2
PSI 20	5545	5570	-0.5	-2.1	2.9	4.7
MIB	22084	22099	-0.1	-0.2	1.1	6.1
DAX	12678	12834	-1.2	-1.3	-1.9	-1.1
CAC 40	5391	5450	-1.1	-1.2	1.5	1.8
Eurostoxx50	3435	3467	-0.9	-1.2	-2.0	-3.5
FTSE 100	7604	7631	-0.4	-1.3	-1.1	1.8
S&P 500	2763	2774	-0.4	-0.9	3.3	13.4
Nasdaq	7726	7747	-0.3	0.3	11.9	24.8
Nikkei 225	22278	22680	-1.8	-2.6	-2.1	10.1
MSCI Emerging Index	1085	1106	-1.9	-4.9	-6.3	7.6
Shanghai	2908	3022	-3.8	-5.6	-12.1	-7.4
VIX Index	13	12	8.4	8.2	20.9	22.9
Currencies						
	6/19	6/18	Daily Change (%)	Weekly Change (%)	YTD (%)	YoY Change (%)
EUR/USD	1.159	1.162	-0.3	-1.3	-3.5	4.1
EUR/GBP	0.88	0.88	0.3	0.2	-1.0	-0.2
EUR/CHF	1.15	1.16	-0.4	-0.6	-1.5	6.1
USD/JPY	110.06	110.55	-0.4	-0.3	-2.3	-1.2
USD/CNY	6.49	6.44	0.7	1.3	-0.3	-5.0
USD/MXN	20.53	20.52	0.0	-0.9	4.4	12.8
Commodities						
	6/19	6/18	Daily Change (%)	Weekly Change (%)	YTD (%)	YoY Change (%)
Global Commodities Index	86.6	87.6	-1.2	-3.7	-1.8	8.0
Brent (US\$/barrel)	75.1	75.3	-0.3	-1.1	12.3	63.1
Gold (US\$/ounce)	1274.7	1278.3	-0.3	-1.6	-2.2	2.6
Metal Index	222.3	226.9	-2.0	-5.6	-3.4	24.0
Agricultural Index	252.3	256.6	-1.7	-5.9	-1.0	-2.7

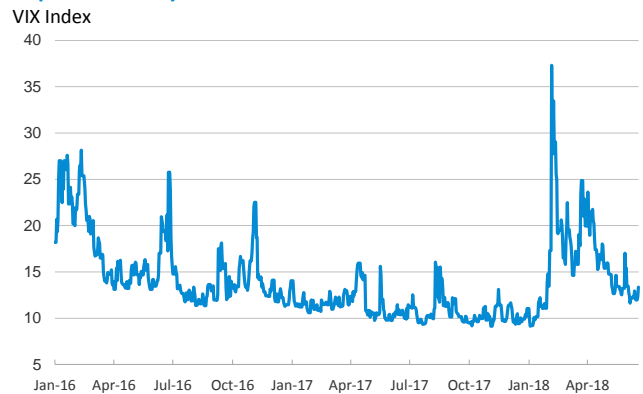
Note (*): one more day for Asian stock markets

Selected Time Series

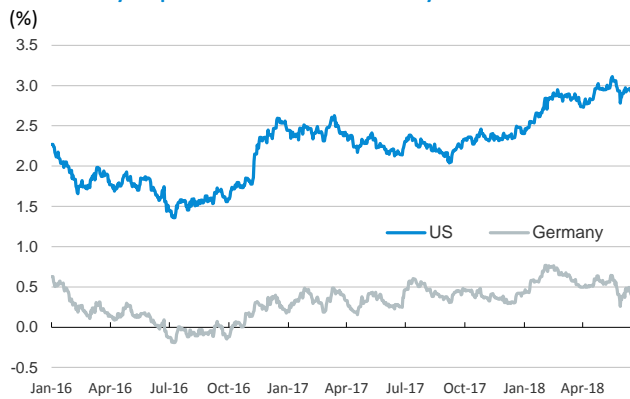
Main advanced stock markets



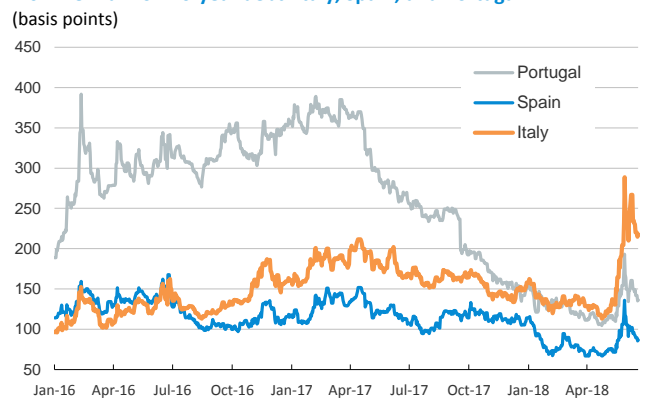
Implied volatility on US stock markets



Yield on 10-year public debt: U.S. and Germany



Risk Premium on 10-year debt: Italy, Spain, and Portugal



Exchange rate: EUR/USD



Brent oil price



Notice regarding publication of the CaixaBank "Daily Report".

The "Daily Report" is a publication by CaixaBank Research that contains information and opinions from sources considered to be reliable. This document is for informative purposes only and CaixaBank is not liable in any way for any use made thereof. The opinions and estimates are those of the CaixaBank Research and are liable to change without prior notice.