

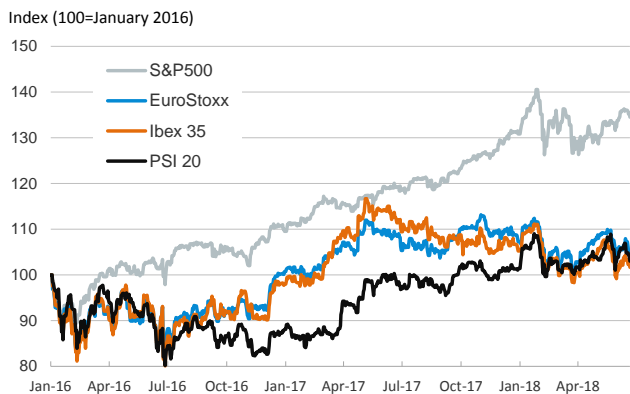
- ▶ Yesterday European assets suffered another risk-off episode (more moderated than the experienced in late May) after two euro skeptic economists from League were appointed as heads of economic committees of the Italian Senate. In this context, risk premiums increased in the periphery, especially in Italy, and losses in the European stock markets were broad-based. In the U.S., yields on the Treasuries edged down. The euro swung back and forth and closed around \$1.16.
- ▶ In the U.K., the Bank of England decided in its Monetary Policy Committee meeting to keep the interest rate unchanged at 0.5%.
- ▶ The price of the barrel of Brent declined below \$73.5 on the day before the OPEC meeting in Vienna.
- ▶ Today Markit will release the flash composite PMI for Germany, France, the euro area and the U.S.

Interest Rates (%)	6/21	6/20	Daily Change (basis points)	Weekly Change (basis points)	YTD (basis points)	YoY Change (basis points)
Eurozone						
ECB - Official Interest Rate (Refi)	0.00	0.00	0	0	0	0
Eonia	-0.37	-0.36	0	0	-2	0
Swap Eonia (10Y)	0.67	0.70	-3	-8	-3	14
3 months (Euribor)	-0.32	-0.32	0	0	1	1
12 months (Euribor)	-0.18	-0.18	0	0	0	-2
Germany - 2-Year Bond	-0.67	-0.64	-3	-4	-4	-4
Germany - 10-Year Bond	0.34	0.38	-4	-9	-9	8
France - 10-Year Bond	0.70	0.71	-1	-6	-8	10
Italy - 10-Year Bond	2.72	2.54	18	-1	72	83
Spain - 10-Year Bond	1.34	1.25	9	-1	-23	-5
Portugal - 10-Year Bond	1.85	1.75	10	-7	-10	-111
Risk premium - Spain (10Y)	100	87	13	8	-14	-13
Risk premium - Portugal (10Y)	151	137	14	2	-1	-119
US						
Fed - Upper Bound	2.00	2.00	0	0	50	75
3 months (Libor)	2.33	2.33	0	0	64	103
12 months (Libor)	2.77	2.77	0	0	66	103
2-Year Bond	2.54	2.57	-3	-2	66	120
10-Year Bond	2.90	2.94	-4	-4	49	75
Stock Markets						
	6/21	6/20	Daily Change (%)	Weekly Change (%)	YTD (%)	YoY Change (%)
CaixaBank	3.65	3.72	-2.0	-5.4	-6.2	-11.3
BPI	1.45	1.45	0.0	0.0	23.6	37.1
Ibex 35	9702	9789	-0.9	-2.6	-3.4	-9.4
PSI 20	5472	5534	-1.1	-3.6	1.5	4.3
MIB	21673	22121	-2.0	-3.6	-0.8	3.5
DAX	12512	12695	-1.4	-4.5	-3.1	-2.2
CAC 40	5316	5372	-1.0	-3.8	0.1	0.6
Eurostoxx50	3404	3440	-1.0	-3.5	-2.9	-4.3
FTSE 100	7556	7627	-0.9	-2.7	-1.7	1.6
S&P 500	2750	2767	-0.6	-1.2	2.8	12.9
Nasdaq	7713	7782	-0.9	-0.6	11.7	23.7
Nikkei 225	22693	22555	0.6	-0.2	-0.3	12.8
MSCI Emerging Index	1080	1093	-1.2	-4.0	-6.8	7.1
Shanghai	2876	2916	-1.4	-5.5	-13.0	-8.6
VIX Index	15	13	14.5	20.8	32.6	39.7
Currencies						
	6/21	6/20	Daily Change (%)	Weekly Change (%)	YTD (%)	YoY Change (%)
EUR/USD	1.160	1.157	0.3	0.3	-3.3	4.1
EUR/GBP	0.88	0.88	-0.2	0.5	-1.3	-0.3
EUR/CHF	1.15	1.15	-0.2	-0.2	-1.7	6.2
USD/JPY	109.99	110.36	-0.3	-0.6	-2.4	-1.2
USD/CNY	6.49	6.47	0.3	1.4	-0.2	-5.0
USD/MXN	20.31	20.36	-0.2	-2.7	3.3	12.1
Commodities						
	6/21	6/20	Daily Change (%)	Weekly Change (%)	YTD (%)	YoY Change (%)
Global Commodities Index	86.4	86.8	-0.4	-3.1	-2.0	8.9
Brent (US\$/barrel)	73.1	74.7	-2.3	-3.8	9.2	61.5
Gold (US\$/ounce)	1267.2	1267.8	0.0	-2.7	-2.8	1.3
Metal Index	221.7	222.8	-0.5	-5.0	-3.7	21.8
Agricultural Index	253.6	253.5	0.0	-3.5	-0.5	0.7

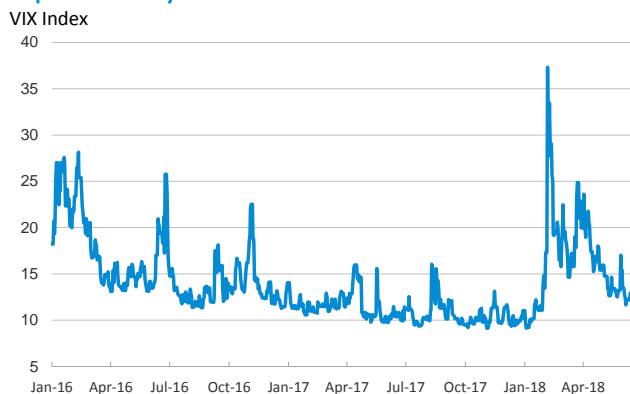
Note (*): one more day for Asian stock markets

Selected Time Series

Main advanced stock markets



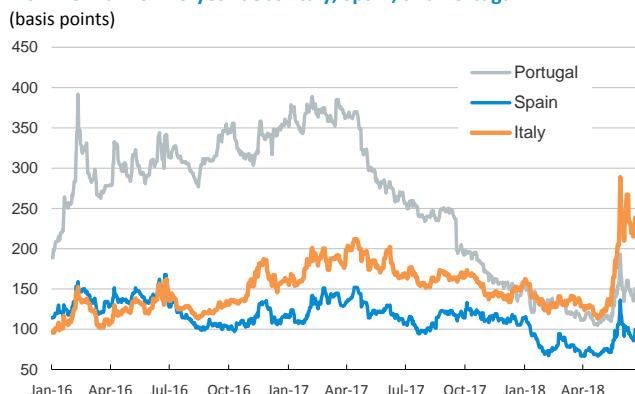
Implied volatility on US stock markets



Yield on 10-year public debt: U.S. and Germany



Risk Premium on 10-year debt: Italy, Spain, and Portugal



Exchange rate: EUR/USD



Brent oil price



Notice regarding publication of the CaixaBank "Daily Report".

The "Daily Report" is a publication by CaixaBank Research that contains information and opinions from sources considered to be reliable. This document is for informative purposes only and CaixaBank is not liable in any way for any use made thereof. The opinions and estimates are those of the CaixaBank Research and are liable to change without prior notice.