

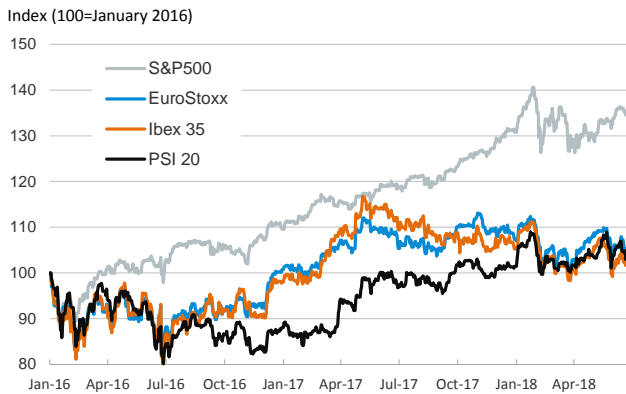
- ▶ Global stock markets stabilized after the sell-off experienced on Monday. In the U.S., the main indices registered slight increases while in Europe stocks were mixed, with peripheral indices experiencing moderate advances and core indices remaining stable or suffering slight declines.
- ▶ In sovereign bonds markets, yields remained stable in the U.S. and increased in Europe, especially in peripheral countries.
- ▶ In FX markets, the euro depreciated slightly and finished the day below 1.17 dollars.
- ▶ In commodities markets, Brent oil prices increased by more than 2 percent and went back above 75 dollars per barrel. The movement followed reports that the U.S. is pressing allies to halt imports of Iranian crude.

Interest Rates (%)	6/26	6/25	Daily Change (basis points)	Weekly Change (basis points)	YTD (basis points)	YoY Change (basis points)
<b>Eurozone</b>						
ECB - Official Interest Rate (Refi)	0.00	0.00	0	0	0	0
Eonia	-0.36	-0.36	0	0	-2	0
Swap Eonia (10Y)	0.70	0.69	0	1	0	7
3 months (Euribor)	-0.32	-0.32	0	0	1	1
12 months (Euribor)	-0.18	-0.18	0	0	1	-2
Germany - 2-Year Bond	-0.67	-0.67	1	-4	-4	-11
Germany - 10-Year Bond	0.34	0.33	1	-3	-9	-3
France - 10-Year Bond	0.74	0.71	2	4	-4	0
Italy - 10-Year Bond	2.89	2.82	7	33	88	83
Spain - 10-Year Bond	1.39	1.35	4	15	-17	-10
Portugal - 10-Year Bond	1.88	1.83	5	15	-6	-119
Risk premium - Spain (10Y)	105	102	3	19	-9	-7
Risk premium - Portugal (10Y)	154	151	4	18	3	-116
<b>US</b>						
Fed - Upper Bound	2.00	2.00	0	0	50	75
3 months (Libor)	2.34	2.34	0	1	65	104
12 months (Libor)	2.77	2.77	0	1	66	104
2-Year Bond	2.53	2.53	0	-2	65	116
10-Year Bond	2.88	2.88	0	-2	47	67
Stock Markets	6/26	6/25	Daily Change (%)	Weekly Change (%)	YTD (%)	YoY Change (%)
CaixaBank	3.56*	3.58*	-0.6	-4.4	-8.5	-15.4
BPI	1.45	1.45	0.0	0.0	23.6	38.1
Ibex 35	9637	9618	0.2	-1.2	-4.0	-9.5
PSI 20	5572	5529	0.8	0.5	3.4	7.3
MIB	21419	21355	0.3	-3.0	-2.0	3.0
DAX	12234	12270	-0.3	-3.5	-5.3	-3.4
CAC 40	5281	5284	0.0	-2.0	-0.6	0.4
Eurostoxx50	3369	3369	0.0	-1.9	-3.9	-4.8
FTSE 100	7538	7510	0.4	-0.9	-1.9	1.4
S&P 500	2723	2717	0.2	-1.4	1.8	12.6
Nasdaq	7562	7532	0.4	-2.1	9.5	23.0
Nikkei 225	22342	22338	0.0	0.3	-1.9	10.5
MSCI Emerging Index	1068	1071	-0.3	-1.6	-7.8	5.0
Shanghai	2845	2859	-0.5	-2.2	-14.0	-10.9
VIX Index	16	17	-8.1	19.3	44.2	43.9
Currencies	6/26	6/25	Daily Change (%)	Weekly Change (%)	YTD (%)	YoY Change (%)
EUR/USD	1.165	1.170	-0.5	0.5	-3.0	2.7
EUR/GBP	0.88	0.88	-0.1	0.1	-0.8	-0.5
EUR/CHF	1.15	1.16	-0.1	0.2	-1.3	6.0
USD/JPY	110.06	109.77	0.3	0.0	-2.3	-2.0
USD/CNY	6.58	6.54	0.6	1.4	1.1	-3.4
USD/MXN	19.95	19.89	0.3	-2.8	1.5	10.9
Commodities	6/26	6/25	Daily Change (%)	Weekly Change (%)	YTD (%)	YoY Change (%)
Global Commodities Index	86.5	86.2	0.4	-0.1	-1.9	7.6
Brent (US\$/barrel)	76.3	74.7	2.1	1.6	14.1	63.6
Gold (US\$/ounce)	1259.1	1265.6	-0.5	-1.2	-3.4	1.0
Metal Index	218.8	218.7	0.1	-1.6	-4.9	18.2
Agricultural Index	250.1	250.9	-0.3	-0.9	-1.9	-0.9

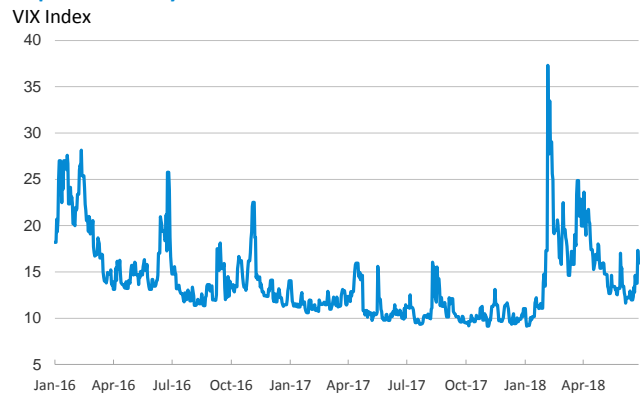
Note (\*): one more day for Asian stock markets

Selected Time Series

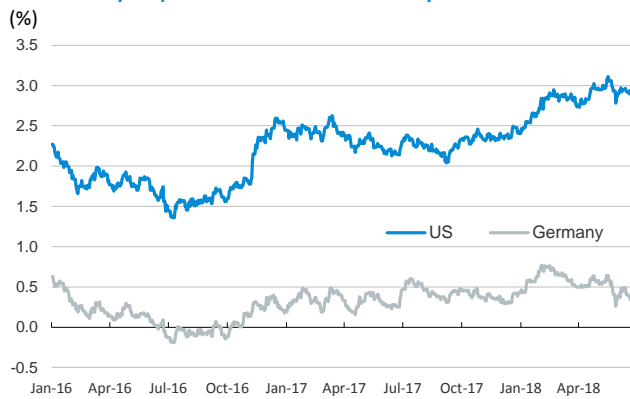
Main advanced stock markets



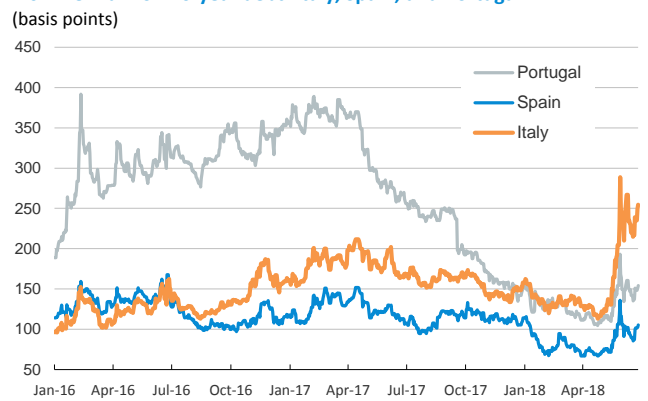
Implied volatility on US stock markets



Yield on 10-year public debt: U.S. and Germany



Risk Premium on 10-year debt: Italy, Spain, and Portugal



Exchange rate: EUR/USD



Brent oil price



Notice regarding publication of the CaixaBank "Daily Report".

The "Daily Report" is a publication by CaixaBank Research that contains information and opinions from sources considered to be reliable. This document is for informative purposes only and CaixaBank is not liable in any way for any use made thereof. The opinions and estimates are those of the CaixaBank Research and are liable to change without prior notice.