

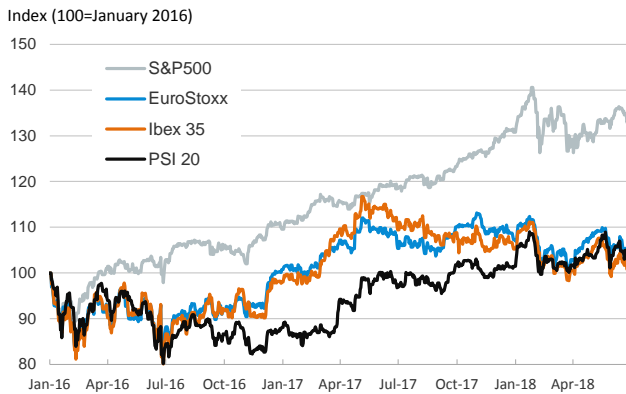
- ▶ Global stock markets were mixed yesterday, with slight increases in the U.S. and decreases for the main European indices. In sovereign bonds markets, yields remained relatively stable.
- ▶ In commodities markets, Brent oil prices stabilized around 78 dollars per barrel.
- ▶ In the U.S., Q1 GDP growth was revised to 2.0% (qoq annualized rate), down from a previous estimate of 2.2%. Nonetheless, the revision was very slight (reflecting a downward revision to spending on services) and did not have an effect on the estimated year-on-year growth rates, which remained unchanged at 2.8%.
- ▶ In Spain, the consumer price index increased by 2.3 per cent year-on-year in June (May: 2.1 per cent), while in Germany inflation nudged down to 2.1 per cent in June (2.2 per cent in May).

Interest Rates (%)	6/28	6/27	Daily Change (basis points)	Weekly Change (basis points)	YTD (basis points)	YoY Change (basis points)
Eurozone						
ECB - Official Interest Rate (Refi)	0.00	0.00	0	0	0	0
Eonia	-0.37	-0.37	0	0	-2	-1
Swap Eonia (10Y)	0.69	0.68	1	2	-1	0
3 months (Euribor)	-0.32	-0.32	0	0	1	1
12 months (Euribor)	-0.18	-0.18	0	0	1	-3
Germany - 2-Year Bond	-0.67	-0.67	1	0	-4	-10
Germany - 10-Year Bond	0.32	0.32	0	-2	-11	-13
France - 10-Year Bond	0.70	0.71	-1	0	-8	-10
Italy - 10-Year Bond	2.78	2.81	-3	5	77	63
Spain - 10-Year Bond	1.37	1.36	1	3	-20	-17
Portugal - 10-Year Bond	1.83	1.85	-1	-1	-11	-120
Risk premium - Spain (10Y)	105	103	1	5	-9	-3
Risk premium - Portugal (10Y)	151	153	-1	0	0	-107
US						
Fed - Upper Bound	2.00	2.00	0	0	50	75
3 months (Libor)	2.33	2.33	0	-1	64	103
12 months (Libor)	2.76	2.76	0	-1	65	102
2-Year Bond	2.51	2.50	1	-3	63	114
10-Year Bond	2.84	2.83	1	-6	43	57
Stock Markets	6/28	6/27	Daily Change (%)	Weekly Change (%)	YTD (%)	YoY Change (%)
CaixaBank	3.59*	3.56*	0.7	-1.7	-7.8	-15.8
BPI	1.45	1.45	0.0	0.0	23.6	38.0
Ibex 35	9589	9659	-0.7	-1.2	-4.5	-8.9
PSI 20	5554	5592	-0.7	1.5	3.1	8.0
MIB	21432	21558	-0.6	-1.1	-1.9	3.5
DAX	12177	12349	-1.4	-2.7	-5.7	-1.9
CAC 40	5276	5327	-1.0	-0.8	-0.7	2.4
Eurostoxx50	3366	3397	-0.9	-1.1	-4.0	-3.0
FTSE 100	7616	7622	-0.1	0.8	-0.9	3.6
S&P 500	2716	2700	0.6	-1.2	1.6	12.3
Nasdaq	7504	7445	0.8	-2.7	8.7	22.1
Nikkei 225	22270	22272	0.0	-1.9	-2.2	10.1
MSCI Emerging Index	1047	1052	-0.5	-3.1	-9.6	3.2
Shanghai	2787	2813	-0.9	-3.1	-15.7	-12.6
VIX Index	17	18	-5.9	15.1	52.6	47.3
Currencies	6/28	6/27	Daily Change (%)	Weekly Change (%)	YTD (%)	YoY Change (%)
EUR/USD	1.157	1.155	0.1	-0.3	-3.6	1.1
EUR/GBP	0.88	0.88	0.4	0.9	-0.4	0.6
EUR/CHF	1.15	1.15	0.2	0.3	-1.4	5.5
USD/JPY	110.49	110.26	0.2	0.5	-2.0	-1.5
USD/CNY	6.63	6.61	0.3	2.1	1.8	-2.4
USD/MXN	19.72	20.18	-2.3	-2.9	0.3	9.3
Commodities	6/28	6/27	Daily Change (%)	Weekly Change (%)	YTD (%)	YoY Change (%)
Global Commodities Index	86.8	87.1	-0.4	0.4	-1.6	6.7
Brent (US\$/barrel)	77.9	77.6	0.3	6.6	16.4	64.2
Gold (US\$/ounce)	1248.3	1252.3	-0.3	-1.5	-4.2	0.2
Metal Index	218.1	219.8	-0.7	-1.6	-5.2	16.5
Agricultural Index	247.9	249.9	-0.8	-2.2	-2.7	-3.5

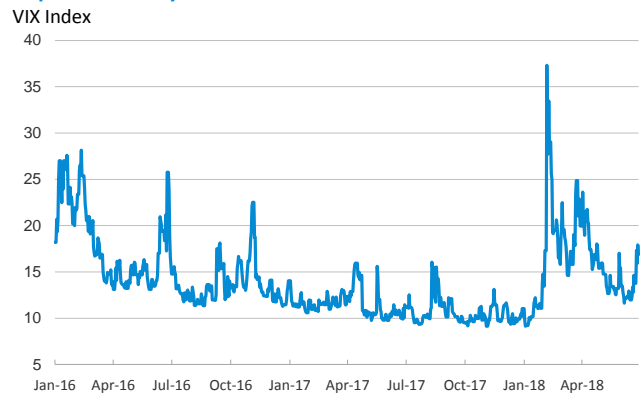
Note (*): one more day for Asian stock markets

Selected Time Series

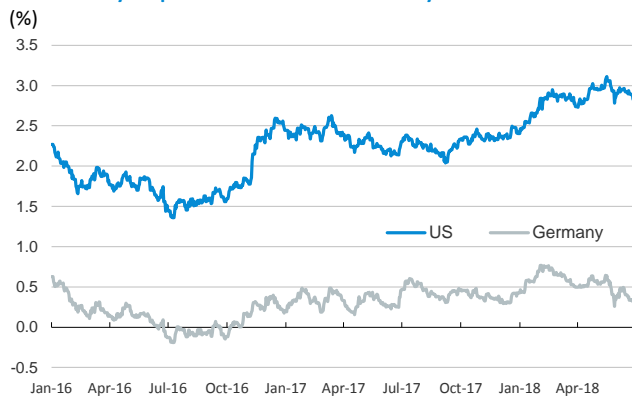
Main advanced stock markets



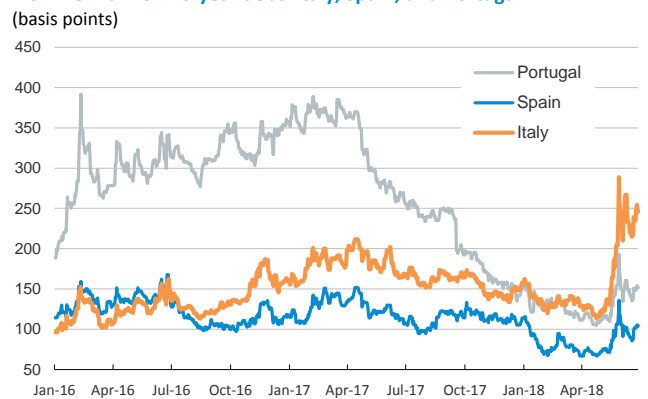
Implied volatility on US stock markets



Yield on 10-year public debt: U.S. and Germany



Risk Premium on 10-year debt: Italy, Spain, and Portugal



Exchange rate: EUR/USD



Brent oil price



Notice regarding publication of the CaixaBank "Daily Report".

The "Daily Report" is a publication by CaixaBank Research that contains information and opinions from sources considered to be reliable. This document is for informative purposes only and CaixaBank is not liable in any way for any use made thereof. The opinions and estimates are those of the CaixaBank Research and are liable to change without prior notice.