

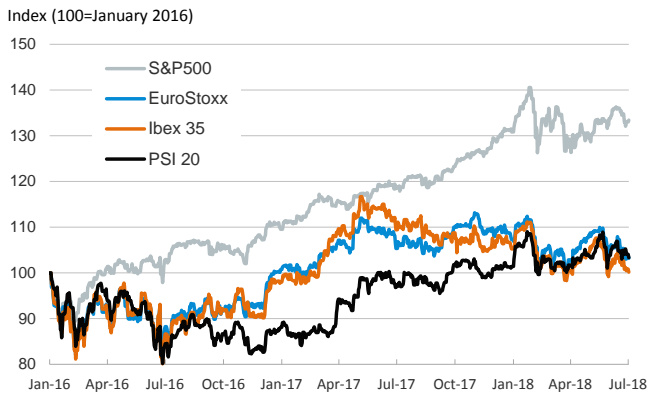
- ▶ Investors started the week with a negative mood as the U.S. is scheduled to impose tariffs on \$34 billion of Chinese goods on Friday. In stock markets, European and emerging economy indices suffered a broad-based decline, while U.S. stocks reversed early-trading losses and ended the session with moderate gains.
- ▶ In fixed-income markets, yields on sovereign bonds nudged up in the U.S. and edged down in Europe.
- ▶ This morning, Asian stocks traded mixed and China's currency weakened against the USD. The PBOC issued a statement reminding investors of China's willingness to keep a stable yuan under the current FX mechanism.
- ▶ In the U.S., soft indicators continue to point to a strong pace of growth and June's ISM Manufacturing index edged up to 60.2 points (May: 58.7).
- ▶ In the euro area, the unemployment rate stood at 8.4% in May, stable compared with April 2018 and down from 9.2% in May 2017. This remains the lowest rate recorded since December 2008.

Interest Rates (%)	7/2	6/29	Daily Change (basis points)	Weekly Change (basis points)	YTD (basis points)	YoY Change (basis points)
<b>Eurozone</b>						
ECB - Official Interest Rate (Refi)	0.00	0.00	0	0	0	0
Eonia	-0.36	-0.36	0	0	-2	-1
Swap Eonia (10Y)	0.69	0.68	0	0	-1	-3
3 months (Euribor)	-0.32	-0.32	0	0	1	1
12 months (Euribor)	-0.18	-0.18	0	0	1	-2
Germany - 2-Year Bond	-0.68	-0.67	-2	-1	-5	-9
Germany - 10-Year Bond	0.30	0.30	0	-2	-12	-17
France - 10-Year Bond	0.65	0.66	-1	-6	-13	-17
Italy - 10-Year Bond	2.65	2.67	-3	-17	64	52
Spain - 10-Year Bond	1.30	1.32	-2	-5	-27	-23
Portugal - 10-Year Bond	1.76	1.79	-2	-7	-18	-125
Risk premium - Spain (10Y)	99	102	-2	-3	-15	-6
Risk premium - Portugal (10Y)	146	149	-3	-5	-6	-107
<b>US</b>						
Fed - Upper Bound	2.00	2.00	0	0	50	75
3 months (Libor)	2.34	2.34	0	0	65	104
12 months (Libor)	2.76	2.76	0	-1	65	101
2-Year Bond	2.55	2.53	2	2	67	114
10-Year Bond	2.87	2.86	1	-1	46	52
Stock Markets	7/2	6/29	Daily Change (%)	Weekly Change (%)	YTD (%)	YoY Change (%)
CaixaBank	3.67*	3.71*	-1.0	2.4	-5.7	-15.7
BPI	1.45	1.45	0.0	0.0	23.6	37.3
Ibex 35	9558	9623	-0.7	-0.6	-4.8	-9.9
PSI 20	5488	5529	-0.7	-0.7	1.9	5.9
MIB	21427	21626	-0.9	0.3	-1.9	2.0
DAX	12238	12306	-0.6	-0.3	-5.3	-1.9
CAC 40	5277	5324	-0.9	-0.1	-0.7	1.6
Eurostoxx50	3372	3396	-0.7	0.1	-3.8	-3.4
FTSE 100	7548	7637	-1.2	0.5	-1.8	2.3
S&P 500	2727	2718	0.3	0.4	2.0	12.3
Nasdaq	7568	7510	0.8	0.5	9.6	23.9
Nikkei 225	21812	22305	-2.2	-2.4	-4.2	8.8
MSCI Emerging Index	1059	1070	-1.0	-1.1	-8.6	4.4
Shanghai	2776	2847	-2.5	-2.9	-16.1	-13.2
VIX Index	16	16	-3.0	-10.0	41.3	39.0
Currencies	7/2	6/29	Daily Change (%)	Weekly Change (%)	YTD (%)	YoY Change (%)
EUR/USD	1.164	1.168	-0.4	-0.6	-3.0	2.4
EUR/GBP	0.89	0.88	0.1	0.5	-0.3	0.8
EUR/CHF	1.16	1.16	-0.1	0.1	-1.2	5.6
USD/JPY	110.90	110.76	0.1	1.0	-1.6	-2.2
USD/CNY	6.67	6.62	0.7	1.9	2.5	-1.9
USD/MXN	19.96	19.91	0.3	0.3	1.5	9.5
Commodities	7/2	6/29	Daily Change (%)	Weekly Change (%)	YTD (%)	YoY Change (%)
Global Commodities Index	85.7	87.4	-1.9	-0.5	-2.8	3.2
Brent (US\$/barrel)	77.3	79.4	-2.7	3.4	15.6	55.6
Gold (US\$/ounce)	1242.0	1253.2	-0.9	-1.9	-4.7	1.8
Metal Index	214.2	217.2	-1.4	-2.0	-6.9	13.9
Agricultural Index	243.1	249.9	-2.7	-3.1	-4.6	-10.5

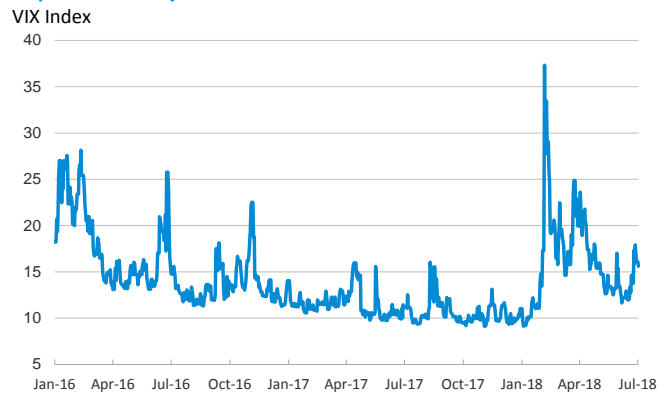
Note (\*): one more day for Asian stock markets

Selected Time Series

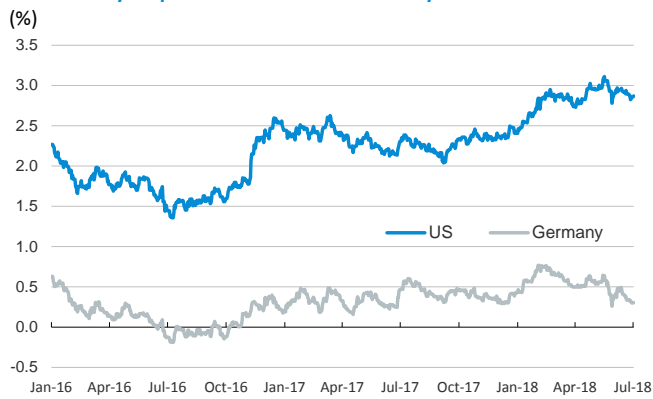
Main advanced stock markets



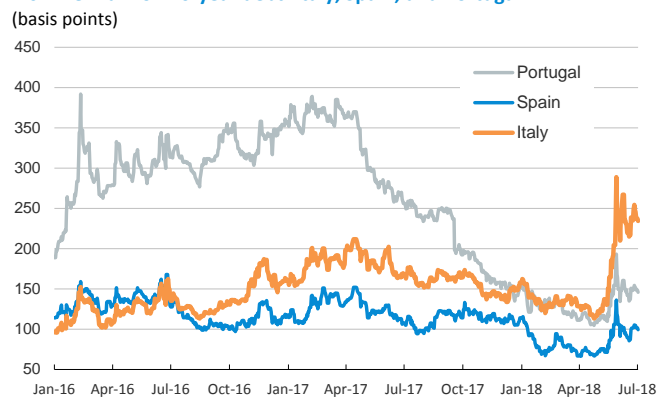
Implied volatility on US stock markets



Yield on 10-year public debt: U.S. and Germany



Risk Premium on 10-year debt: Italy, Spain, and Portugal



Exchange rate: EUR/USD



Brent oil price



Notice regarding publication of the CaixaBank "Daily Report".

The "Daily Report" is a publication by CaixaBank Research that contains information and opinions from sources considered to be reliable. This document is for informative purposes only and CaixaBank is not liable in any way for any use made thereof. The opinions and estimates are those of the CaixaBank Research and are liable to change without prior notice.