

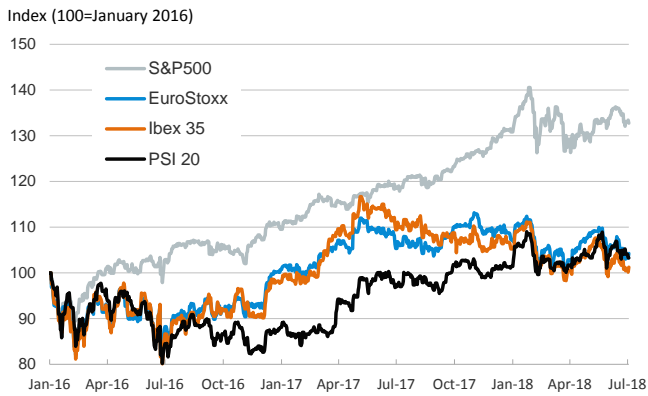
- ▶ Investors in European markets exhibited a positive mood, and the main euro area stock market indices advanced by around 1.0 percent in yesterday's session (with the exception of the Portuguese PSI20, which remained flat). In the U.S., stocks reversed early gains and ended lower.
- ▶ In fixed income markets, U.S. and euro area sovereign yields nudged down and the euro fluctuated around \$1.16. Emerging economy currencies appreciated moderately against the USD.
- ▶ In Spain, the labor market remained buoyant in June as registered unemployment declined by 89,968 (not seasonally adjusted) and the pace of job creation held at 3.1% yoy. See more details [here](#).
- ▶ Today, U.S. are markets will remain closed for Independence Day.

Interest Rates (%)	7/3	7/2	Daily Change (basis points)	Weekly Change (basis points)	YTD (basis points)	YoY Change (basis points)
Eurozone						
ECB - Official Interest Rate (Refi)	0.00	0.00	0	0	0	0
Eonia	-0.36	-0.36	0	0	-2	-1
Swap Eonia (10Y)	0.67	0.69	-2	-3	-2	-4
3 months (Euribor)	-0.32	-0.32	0	0	1	1
12 months (Euribor)	-0.18	-0.18	0	0	1	-2
Germany - 2-Year Bond	-0.67	-0.68	1	-1	-4	-6
Germany - 10-Year Bond	0.29	0.30	-1	-5	-13	-18
France - 10-Year Bond	0.64	0.65	-2	-10	-15	-18
Italy - 10-Year Bond	2.63	2.65	-2	-25	63	53
Spain - 10-Year Bond	1.29	1.30	-1	-10	-28	-23
Portugal - 10-Year Bond	1.74	1.76	-3	-15	-21	-123
Risk premium - Spain (10Y)	100	99	0	-6	-14	-5
Risk premium - Portugal (10Y)	144	146	-2	-10	-8	-105
US						
Fed - Upper Bound	2.00	2.00	0	0	50	75
3 months (Libor)	2.34	2.34	0	0	65	104
12 months (Libor)	2.77	2.77	0	0	66	102
2-Year Bond	2.52	2.55	-3	-1	64	111
10-Year Bond	2.83	2.87	-4	-5	42	48
Stock Markets	7/3	7/2	Daily Change (%)	Weekly Change (%)	YTD (%)	YoY Change (%)
CaixaBank	3.71	3.67	1.0	4.1	-4.7	-15.1
BPI	1.45	1.45	0.0	0.0	23.6	35.6
Ibex 35	9661	9558	1.1	0.2	-3.8	-8.6
PSI 20	5488	5488	0.0	-1.5	1.8	5.9
MIB	21764	21427	1.6	1.6	-0.4	3.5
DAX	12349	12238	0.9	0.9	-4.4	-0.7
CAC 40	5317	5277	0.8	0.7	0.1	2.7
Eurostoxx50	3406	3372	1.0	1.1	-2.8	-2.1
FTSE 100	7593	7548	0.6	0.7	-1.2	3.2
S&P 500	2713	2727	-0.5	-0.4	1.5	11.7
Nasdaq	7503	7568	-0.9	-0.8	8.7	22.8
Nikkei 225	21786	21812	-0.1	-2.5	-4.3	8.8
MSCI Emerging Index	1058	1059	-0.2	-0.9	-8.7	5.1
Shanghai	2787	2776	0.4	-2.0	-15.7	-12.4
VIX Index	16	16	3.5	1.4	46.2	43.9
Currencies	7/3	7/2	Daily Change (%)	Weekly Change (%)	YTD (%)	YoY Change (%)
EUR/USD	1.166	1.164	0.2	0.1	-2.9	2.7
EUR/GBP	0.88	0.89	-0.2	0.3	-0.5	0.6
EUR/CHF	1.16	1.16	0.1	0.2	-1.1	5.6
USD/JPY	110.59	110.90	-0.3	0.5	-1.9	-2.4
USD/CNY	6.64	6.67	-0.4	1.0	2.1	-2.3
USD/MXN	19.46	19.96	-2.5	-2.5	-1.0	6.9
Commodities	7/3	7/2	Daily Change (%)	Weekly Change (%)	YTD (%)	YoY Change (%)
Global Commodities Index	85.9	85.7	0.2	-0.7	-2.5	3.4
Brent (US\$/barrel)	77.8	77.3	0.6	1.9	16.3	56.7
Gold (US\$/ounce)	1252.7	1242.0	0.9	-0.5	-3.9	2.4
Metal Index	212.3	214.2	-0.9	-3.0	-7.8	12.8
Agricultural Index	244.0	243.1	0.4	-2.4	-4.3	-10.2

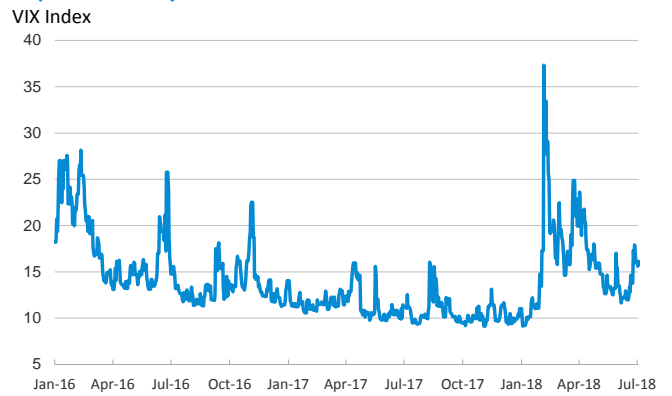
Note (*): one more day for Asian stock markets

Selected Time Series

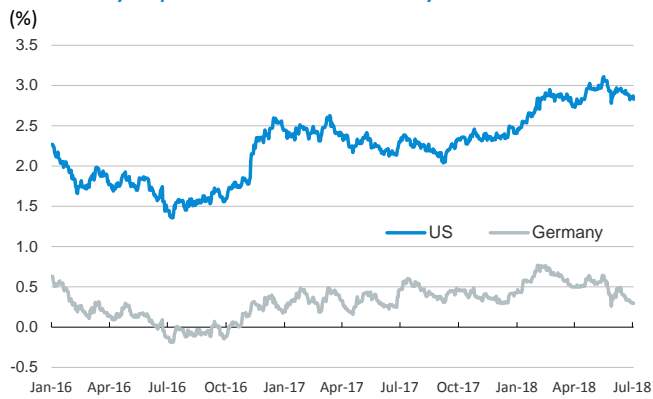
Main advanced stock markets



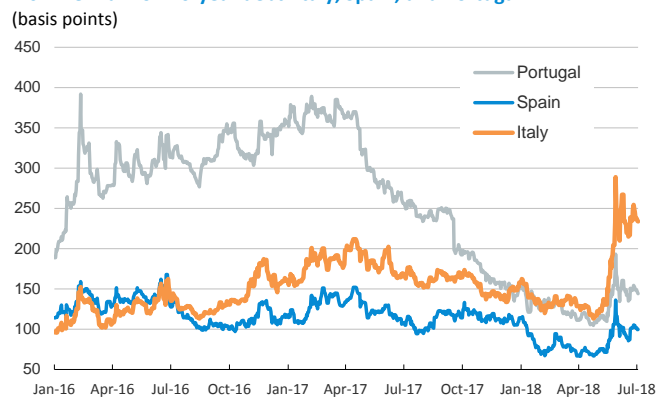
Implied volatility on US stock markets



Yield on 10-year public debt: U.S. and Germany



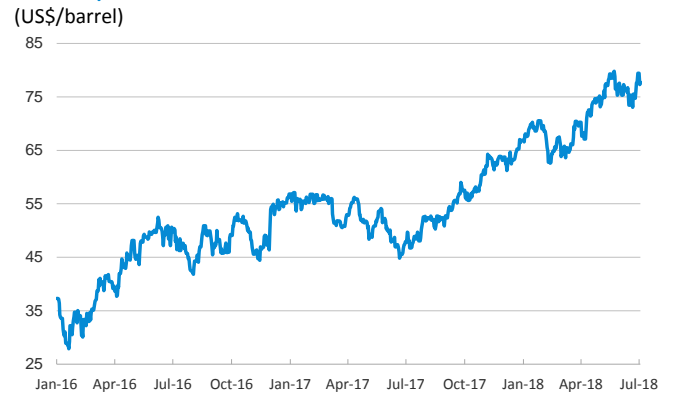
Risk Premium on 10-year debt: Italy, Spain, and Portugal



Exchange rate: EUR/USD



Brent oil price



Notice regarding publication of the CaixaBank "Daily Report".

The "Daily Report" is a publication by CaixaBank Research that contains information and opinions from sources considered to be reliable. This document is for informative purposes only and CaixaBank is not liable in any way for any use made thereof. The opinions and estimates are those of the CaixaBank Research and are liable to change without prior notice.